



## WAKISO DISTRICT LOCAL GOVERNMENT COUNCIL SCORECARD ASSESSMENT FY 2018/19



L-R: Ms. Rose Gamwera, Secretary General ULGA; Mr. Ben Kumumanya, PS. MoLG and Dr. Arthur Bainomugisha, Executive Director ACODE in a group photo with award winners at the launch of the 8th Local Government Councils Scorecard Report FY 2018/19 at Hotel Africana in Kampala on 10th March 2020

### 1.0 Introduction

This brief was developed from the scorecard report titled, “The Local Government Councils Scorecard FY 2018/19. The Next Big Steps: Consolidating gains of decentralization and repositioning the Local Government sector in Uganda.” The brief provides key highlights of the performance of elected leaders and council of Wakiso District Local Government during the FY 2018/19.

#### 1.1 Brief about the district

Wakiso district is located in the central region of Uganda; bordering Nakaseke district and Luweero district to the north, Mukono district to the east, Kalangala district in Lake Victoria to the south, Mpigi district to the southwest and Mityana district to the northwest. The district has 6 counties, 4 Municipalities, 9 Municipal Divisions, 8 Town Councils, 7 sub counties, 147 parishes and 724 villages. The district is the most densely populated district in Uganda with an estimated population of 2,915,200 (UBOS, 2019).

#### 1.2 The Local Government Councils Scorecard Initiative (LGCSCI)

The main building blocks in LGCSCI are the principles and core responsibilities of Local Governments as set out in Chapter 11 of the Constitution of the Republic of

Uganda, the Local Governments Act (CAP 243) under Section 10 (c), (d) and (e). The scorecard comprises of five parameters based on the core responsibilities of the local government Councils, District Chairpersons, Speakers and Individual Councillors. These are classified into five categories: Financial management and oversight; Political functions and representation; Legislation and related functions; Development planning and constituency servicing and Monitoring service delivery.

The parameters are broken down into quantitative and qualitative indicators. Separate scorecards are produced for the Chairperson, Speaker, individual Councillors, and the District Council as a whole. The major rationale of the LGCSCI is to induce elected political leaders and representative organs to deliver on their electoral promises, improve public service delivery, ensure accountability and promote good governance through periodic assessments.

#### 1.3 Methodology

The 2018/19 LGCSCI assessment used face-to-face structured interviews, civic engagement meetings, documentary review, key informant interviews, field visits and photography to collect the relevant data. The assessment was conducted between July and September 2019. A total of 52 political leaders (50 District Councillors, Chairperson and Speaker) and Council were assessed.

## 2.0

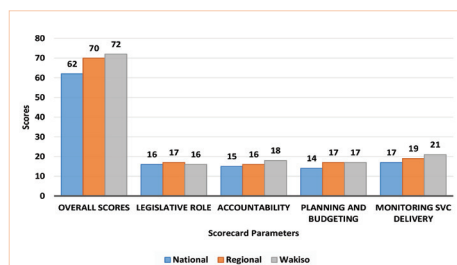
## Results of the Assessment

This section highlights the performance of Council, Chairperson, Speaker of Council and Councillors of Wakiso District Local Government during the FY2018/19.

### 2.1 District Council

Wakiso District scored 72 out of 100 possible points, a point lower than the previous assessment. The council's best performance was under planning and budgeting where 17 out of 20 points were obtained. This score was higher than the national average at 14 out of 20 points. The council also performed relatively well on accountability with 18 out of 25 points. Despite the good performance in most of the parameters (under the council scorecard), Council scored below 50 percent on monitoring service delivery (21 out of 45 points). The weak performance under monitoring service delivery was attributed to inadequate monitoring and follow-up. Figure 1 and Table 1 present details of Wakiso District Council's Performance.

**Figure 1: Performance of Wakiso District Council on Key Parameters Relative to National and Regional Average Performances**

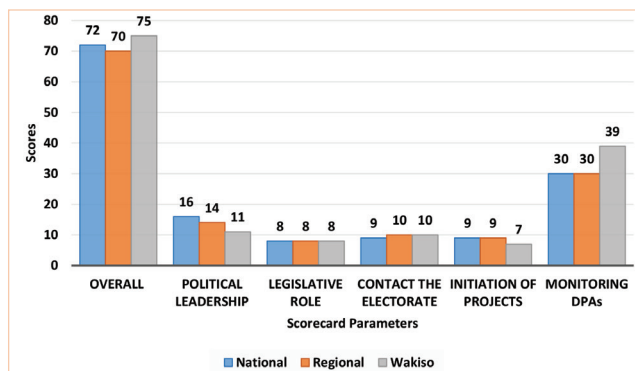


Source: Local Government Council Scorecard Assessment FY 2018/19

### 2.2 Wakiso District Chairperson

During the year under review, Hon. Matia Lwanga Bwanika was the Chairperson of Wakiso District. He subscribed to the DP political party and was serving his second term in office. Hon. Matia Lwanga Bwanika scored 75 out of 100 points, a decline by five (5) points compared to the previous assessment. However, this score was higher than both the national and regional averages at 72 and 70 out of 100 points respectively. Hon. Bwanika's best performance was registered under the parameters of contact with electorate, initiation of projects as well as monitoring service delivery at 10 out of the 10 points, 7 out of 10 points and 39 out of 45 points respectively. Figure 2 and Table 2 show the details of the District Chairperson's performance.

**Figure 2: Performance of Wakiso District Chairperson on Key Parameters Relative to National and Regional Average Performances**

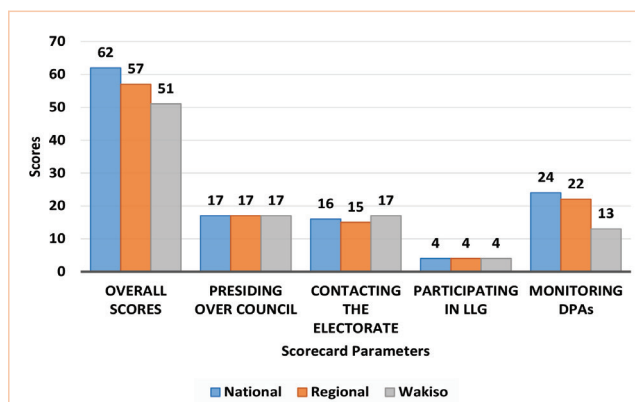


Source: Local Government Council Scorecard Assessment FY 2018/19

### 2.3 Speaker of Council

Hon. Simon Nsubuga, who represents Wakiso Town Council, scored 51 out of 100 points. The Speaker's performance was below the national and regional average scores. Hon. Nsubuga's best performed parameter was contact with the electorate where he scored 17 out of 20 points. This was higher than the regional and national averages which were at 15 out of 20 points and 16 out of 20 points respectively. His performance under presiding and preservation of order in council was equally good, with 17 out of 25 points. The speaker did not perform well on monitoring services in Wakiso Town Council and obtained 13 out of 45 points. This was below the national and regional averages at 24 out of 45 points and 22 out of 45 points respectively. Figure 3 and Table 3 present details of the Speaker's performance.

**Figure 3: Speaker of Council's Performance, on Key Parameters Relative to National and Regional Average Performances**



Source: Local Government Council Scorecard Assessment FY 2018/19

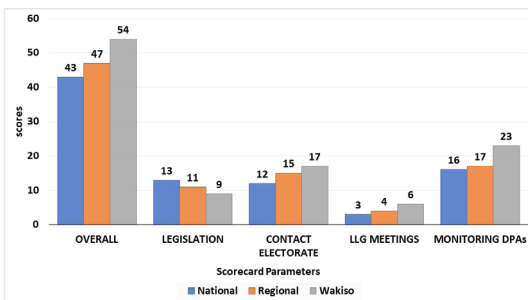
### 2.4 District Councillors

District Councillors obtained an average score of 54 out of 100 points. This was higher than the regional and national averages at 47 out of 100 points and 43 out of 100 points respectively. The best councillor was Hon. Ethel Betty Naluyima (representing Bweyogerere) scoring 84 out of 100 points, an improvement of 20 points compared to the previous assessment. The best male councillor was Hon. Deogratius Kirumira Musisi (Wakiso Sub County) with 79 out of 100 points, an improvement of 6

points compared to the previous assessment where he obtained 73 out of 100 points. Overall, the councillors' best performed parameter was contact with the electorate where the average score was 17 out of 20 points. This was higher than the regional and national levels which were at 15 out of 20 points and 12 out of 20 points respectively.

Councillors registered the worst performance under the parameter of legislation at 9 out of 25 possible points which was way below the regional and national average scores at 11 out of 25 and 13 out of 25 points respectively. This weak performance was mainly attributed to the fact that few councillors debated and moved motions in council. Figure 4 and Table 4 present the performance of all the District Councillors.

**Figure 4: Performance of Wakiso District Councillors on Key Parameters Relative to National and Regional Average Performances**



Source: Local Government Council Scorecard Assessment FY 2018/19

### 3.0

## Critical Factors Affecting Performance

### 3.1 Factors Enabling Performance

- **Membership to District Executive Committee (DEC):** The councillors that were members of DEC had better performance than their colleagues as they had more privileges - entitled to full time service (office, emoluments and allowances) making execution of their roles easier.
- **Civic awareness:** Community members' awareness about the scorecard and its outcomes has increased leading to increased demand for accountability from the elected political leaders. This in turn has exerted pressure on the elected to be more responsive to citizens' demands.
- **Level of education:** It was noted that councillors with higher levels of education were more active in plenary and had better debates in council than their counterparts hence better performance.

### 3.2 Factors Hindering Performance

- **Inadequate facilitation** constrained the councillors from playing most of their roles effectively. For instance, most councillors complained about the large electoral areas they represented amidst meagre facilitation.
- **Delayed submission of committee reports to committee members:** Late submission of

committee reports to committee members meant that they had little time for internalizing the details embedded therein. This affected their ability to scrutinize the reports to come up with useful recommendations.

- **Laxity and apathy by some of the councillors** especially the old councillors. This was evident when it came to appreciation of the score card initiative. Some of the councillors declined to be assessed and were subjected to secondary data.
- **Conflicting schedules of district council and lower local government councils:** Failure of some of the councillors to attend lower local government councils was attributed to the colliding schedules of meetings at the different LLG levels. However, others councillors claimed that they were never invited for the lower local government council meetings.
- **Inadequate monitoring of public service delivery:** Whereas the creation of new administrative units was purposed to fast-track the ambition of upgrading the district to a city council, monitoring of public service delivery at these newly created units was not followed up by some councillors who represent them due to limited facilitation.
- **The big size of the constituencies** especially of the councillors representing the Special Interest Groups such as women and youth. These cover the entire district yet they receive the same facilitation as the rest of the councillors which hindered their performance.
- **Limited capacity:** This majorly impacted on the legislative roles of the councillors for instance during the assessment, it was noted that only 33% of the councillors passed a motion in council. In addition, only 85% of councillors were unable to provide technical guidance in council due to lack of capacity to interpret technical matters.

### 4.0

## Recommendations

- The district council should develop strategies for enhancing local revenues to facilitate monitoring activities of councillors in order to respond to the service delivery needs of citizens.
- The District Executive Committee should involve district councillors when carrying out monitoring visits and supervision.
- The district leadership should strengthen orientation and training for councillors.
- The Speaker should communicate and share the council schedule with LLGs, such that the meetings for the respective councils are not colliding.
- District councillors should be encouraged to develop a positive attitude towards assessments since they are meant to improve their performance so as to serve their electorate better.

Table 1: Performance of Wakiso District Council FY2018/19

Performance			Legislation										Accountability					Planning and Budgeting				Monitoring Service Delivery									
District	2016/17	2018/19	Rules of Procedure	Membership to ULGA	Committees of Council	Motions Passed by the Council	Ordinances	Conflict Resolution Initiatives	Public Hearings	Legislative Resources	Petitions	Capacity Building	Sub Total	Fiscal Accountability	Political Accountability	Administrative Accountability	Involvement of CSO	Principles of Accountability	Sub Total	Plans, Vision and Mission	District Budget	Local Revenue	Sub Total	Education	Health	Water	Roads	Agriculture	FAL	ENR	Sub Total
			100	100	100	3	3	3	1	2	4	2	3	25	4	8	8	2	3	25	5	4	11	20	5	5	4	4	4	4	4
	73	72	2	0	3	3	0	0	0	3	2	3	16	4	5	6	2	1	18	4	4	9	17	3	5	3	3	4	0	3	21
Average	51	62	2	1	2	2	2	1	1	3	1	2	16	3	5	5	2	0	15	5	4	5	14	3	3	2	2	2	1	2	17



Table 3: Speaker of Council, Wakiso District FY2018/19

Identifiers						Performance			Presiding over Council							Contact Electorate			LLG	Monitoring Service Delivery								
Name	Political Party	Constituency		District	Gender	Terms Served	2016/17	2018/19	% Change	Chairing Council	Rules of Procedure	Business Committee	Records Book	Record of Motions	Special Skills	Sub Total	Meetings Electorate	Coordinating Centre	Sub Total	Participation in LLG	Health	Education	Agriculture	Water	Roads	FAL	Environment	Sub Total
Maximum Scores							100	100		3	9	3	2	3	5	25	11	9	20	10	7	7	7	7	7	5	5	45
Simon Nsubuga	DP	Wakiso T/C	Wakiso	M		2	67	51	-24	2	7	3	2	3	0	17	8	9	17	4	1	1	5	0	1	1	4	13
Average						2	57	62	18	3	7	2	2	2	0	17	8	8	16	4	5	4	3	4	4	1	3	24

Table 4: Wakiso District Councillors' Performance FY2018/19

Identifiers			Performance		Legislation				Contact Electorate		LLG	Monitoring Service Delivery													
Name	Political	Constituency	Gender	Terms Served	2016/17	2018/2019	% Change	Plenary	Committee	Motion	Special Skills	Sub Total	Meeting Electorate	Office	Sub Total	Sub County Meetings	Health	Education	Agriculture	Water	Roads	FAL	ENR	Sub Total	
					100	100	8	8	5	4	25	11					9	20	10	7	7	7	7		7
Maximum Scores																									
Ethel Betty Naluyima	DP		F	1	64	83	30	8	8	5	2	23	11	9	20	10	7	7	1	7	0	1	30		
Sarah Kasule Namugga	IND		F	2	87	81	-7	8	8	5	1	22	11	9	20	10	7	5	5	5	1	1	29		
Deogratius Kirumira Musisi	DP		M	1	73	79	8	8	8	2	2	20	7	9	16	10	5	7	0	7	5	4	5	33	
Immaculate Nakimbugwe	NRM		F	2	82	79	-4	1	8	0	0	9	11	9	20	10	5	7	7	4	7	5	5	40	
Albashir Kayondo Ndwula	DP		M	2	83	76	-8	6	8	3	0	17	10	9	19	8	5	5	4	5	4	4	4	32	
Farouk Ssebandeke	DP		M	1	69	71	3	8	8	0	0	16	8	9	17	6	4	5	5	5	4	4	4	32	
Fred Mpanga Kigongo	NRM		M	1	55	69	25	1	8	0	0	9	7	9	16	4	7	7	7	7	0	5	40		

Identifiers					Performance		Legislation				Contact Electorate		LLG	Monitoring Service Delivery									
Name	Political	Constituency	Gender	Terms Served	2016/17	2018/2019	% Change	Plenary	Committee	Motion	Special Skills	Sub Total	Meeting Electorate	Office	Sub Total	Health	Education	Agriculture	Water	Roads	FAL	ENR	Sub Total
Maximum Scores																							
Nuruh Namuli	NRM	Mende S/C	F	3	78	69	-12	1	8	0	0	9	11	9	20	10	5	5	5	5	1	4	30
Godfrey Bogere	NRM	Namayumba T/C	M	1	67	67	0	1	8	0	0	9	11	9	20	6	5	4	5	5	4	4	32
Ronald Nsubuga Mubiru	NRM	Masuliita TC	M	1	64	66	3	1	8	2	0	11	8	9	17	4	4	5	5	5	5	5	34
Annet Nakyanja Mawejje	DP	Wakiso T/C, S/C and Mende S/C	F	1	61	65	7	1	8	0	0	9	8	9	17	10	5	5	4	5	4	1	29
Vicent Kirumira	IND	Namayumba S/C	M	1	76	64	-16	1	8	0	0	9	11	9	20	4	5	4	5	5	3	4	31
Hassan Sembaliwa	NRM	Youth	M	2	57	64	12	1	8	0	1	10	11	9	20	10	4	5	0	5	1	4	24
Norman Semwanga Kabogozza	NRM	Workers	M	2		63		1	8	0	0	9	8	9	17	6	5	4	5	4	4	4	31
Tom Muwonge	DP	Kasangati TC	M	1	69	62	-10	8	8	5	0	21	8	9	17	2	7	5	1	0	5	0	22
Abdul Kagwa	NRM	Older Persons	M	1	50	62	24	1	1	0	0	2	11	9	20	6	6	6	5	4	5	4	34
Christine Edwards Nabukenya	NRM	Masuliita S/C &T/C	F	1	53	61	15	1	1	2	0	4	7	9	16	4	6	7	7	4	5	4	37
Lincoln Luwagga	NRM	Kakiri S/C	M	1	58	60	3	1	8	0	0	9	8	9	17	6	5	5	4	5	0	4	28
Rose Kyakuwa	NRM	Kasanje/Bussi/Kajjansi TC	F	2	50	60	20	8	8	0	0	16	7	9	16	4	5	5	0	4	4	1	24
Stanley Ssemambya Kagwa	DP	Kira Div	M	1	55	60	9	3	8	2	0	13	7	9	16	6	5	5	0	5	0	5	25
Ferdinand Balikuddembe Bbaale Ddembe	DP	Bunamwaya Div	M	1	64	58	-9	1	8	0	0	9	10	9	19	6	5	7	5	0	5	0	24
John Masayi Namutaali	FDC	Bweyogerere Div	M	1	43	56	30	1	8	0	0	9	8	9	17	6	5	5	0	5	0	4	24
Proscovia Nannozi	DP	Gombe Division and Busukuma S/C	F	1	48	56	17	1	8	0	0	9	8	9	17	10	5	1	0	5	4	4	20
Hussein Lubega Kasozi	FDC	Namugongo Div	M	1	67	55	-18	3	8	2	0	13	8	9	17	6	1	5	0	5	4	4	19
Rosette Elizabeth Nakigudde	NRM	Older Persons	F	1	48	54	13	1	8	0	0	9	8	9	17	10	5	5	7	0	0	1	18
Moses Mugerwa Kalemeera	NRM	Katabi TC	M	1	50	52	4	1	8	0	1	10	8	9	17	0	5	5	0	5	1	4	25
Flavia Nakafeero	NRM	Nansana Div	F	1	47	52	11	1	8	0	0	9	8	9	17	6	1	5	5	0	4	0	20
Cate Namuddu	DP	Ndejje/Bunamwaya S/C	F	1	63	52	-17	1	8	2	0	11	8	9	17	6	1	5	1	5	1	4	18
Abdul Gamal	NRM	Busukuuma Div	M	3	59	51	-14	1	1	0	0	2	7	9	16	4	5	5	1	5	5	4	29

Identifiers				Performance		Legislation				Contact Electorate		LLG	Monitoring Service Delivery											
Name	Political	Constituency	Gender	Terms Served	2016/17	2018/2019	% Change	Plenary	Committee	Motion	Special Skills	Sub Total	Meeting Electorate	Office	Sub Total	Sub County Meetings	Health	Education	Agriculture	Water	Roads	FAL	ENR	Sub Total
Maximum Scores																								
Joseph Lwanga Lukyamuzi	NRM	Entebbe B	M	1	64	51	-20	3	8	0	0	11	8	9	17	0	5	5	0	4	5	0	4	23
Abbey Kitema	DP	Masajja Div	M	1	39	51	31	1	8	2	0	11	8	9	17	6	1	5	1	0	5	0	5	17
Margaret Gasanyula Nakitende	DP	Kyengera TC	F	9	64	49	-23	1	1	0	0	2	11	9	20	10	7	1	1	1	1	5	1	17
Zam Kyeyune	DP	Nabweru Div	F	1	31	49	58	1	1	0	0	2	8	9	17	6	5	5	0	5	0	4	4	24
Rebecca Talikaza Lukwago	DP	Kira/ Namugongo Div	F	1	55	48	-13	1	1	0	0	2	8	9	17	6	5	4	5	0	5	0	4	23
Aminah Nalugya	NRM	Workers	F	1	48	48		1	1	0	0	2	8	9	17	0	4	4	5	4	4	4	4	29
Deborah Mazzi	NRM	PWD	F	1	64	47	-27	1	8	0	0	9	10	9	19	2	0	4	5	4	4	0	0	17
Richard Lule Wamala	NRM	Entebbe A	M	1	60	45	-25	1	1	0	0	2	7	9	16	4	5	5	4	0	0	4	23	
Annet Nagitta	DP	Katabi TC	F	1	52	45	-13	1	8	0	0	9	8	9	17	10	1	1	1	0	4	1	1	9
Brian Kaweesa	DP	Nabweru Div	M	1	46	45	-2	1	1	0	0	2	8	9	17	2	5	5	0	5	4	0	24	
Hood Golooba Kaweesa	NRM	Bussi S/C	M	4	50	44	-12	1	8	5	0	14	8	9	17	4	1	1	1	1	0	4	9	
Ronald Kasirivu	DP	Gombe Div	M	1	47	44	-6	1	8	0	0	9	8	9	17	10	1	1	1	3	1	0	1	8
Khadija Kawooya	DP	Masajja Div	F	1	22	43	95	1	8	0	0	9	8	9	17	0	5	1	5	0	5	0	1	17
Deo Nkangi Bakulumpagi	DP	Ndejje Div	M	1	66	41	-38	1	8	0	0	9	8	9	17	6	1	1	1	1	3	1	9	9
Samuel Ssaava Buyondo	NRM	PWD	M	1	50	39	-22	1	8	0	0	9	8	9	17	6	0	0	1	1	3	1	1	7
Vincent Muliindwa	DP	Nansana Div	M	1	58	38	-34	1	1	0	0	2	8	9	17	6	5	1	1	0	5	0	1	13
Faridah Namale	IND	Youth	F	2	51	38	-25	1	1	0	0	2	8	9	17	0	0	4	5	4	4	1	1	19
Christopher Ddamulira Sserunjogi	NRM	Kasanje TC	M	2	54	35	-35	1	1	2	0	4	7	9	16	6	1	3	1	1	1	1	1	9
Viola Nampijja Ssesanga*	DP	Entebbe A & B	F	2	62	28	-55	8	8	5	0	21	0	5	5	2	0	0	0	0	0	0	0	0
Peter Jumba Balikuddembe*	DP	Kyengera TC	M	2	30	21	-30	1	8	0	0	9	0	2	2	0	0	0	0	5	5	0	0	10
Vennie Estradah Naluyiga*	FDC	Kasangati TC	F	2	27	10	-63	0	0	0	0	0	0	2	2	2	0	0	5	0	0	0	1	6
Average					57	54	-3	2	6	1	0	9	8	9	17	6	4	4	4	2	4	2	3	23

\*Councillors Assessed Using Secondary Data

## REFERENCES

Bainomugisha, A., Mbabazi, J., Muhwezi, W., W., Bogere, G., Atukunda, P., Ssemakula, E.G., Otile, O., M., Kasalirwe, F., Mukwaya, N., R., Akena, W., Ayesigwa, R., The Local Government Councils' Scorecard FY 2018/19: The Next Big Steps; Consolidating Gains of Decentralisation and Repositioning the Local Government Sector in Uganda. ACODE Policy Research Paper Series No. 96, 2020.

Wakiso District Local Government (2019), Minutes of Wakiso District Council FY 2018/19

\_\_\_\_\_ (2019), Minutes of Standing Committees of Wakiso District Council FY 2018/19

\_\_\_\_\_ (2019), Minutes of the District Executive Committee FY 2018/19

\_\_\_\_\_ (2015), District Development Plan 2015/2016-2019/2020

Republic of Uganda (1995), Constitution of the Republic of Uganda

\_\_\_\_\_ Republic of Uganda (1997), Local Governments Act (CAP 243) as amended

UBOS (2019), District Population Projection 2015-2030

**About ACODE:** The Advocates Coalition for Development and Environment (ACODE) is an independent public policy research and advocacy Think Tank based in Uganda, working in the East and Southern Africa sub-regions on a wide range of public policy issues. Our core business is policy research and analysis, outreach and capacity building. Since its founding 19 years ago, ACODE has emerged as one of the leading regional public policy think tanks in Sub-Saharan Africa. For the last 8 consecutive years, ACODE has been recognized among the Top-100 Think Tanks worldwide by the University of Pennsylvania's annual Global-Go-To Think Tank Index Reports.

**About LGCSCI:** The Local Government Councils Scorecard Initiative (LGCSCI) is a policy research and capacity building initiative implemented by ACODE and ULGA. The initiative is a strategic social accountability initiative that enables citizens to demand excellence of their local governments and enables local governments to respond effectively and efficiently to those demands with the aim of improving service delivery.

## ABOUT THE AUTHORS

**Rebecca Nalwoga-Mukwaya** is a Research Assistant at the Advocates Coalition for Development and Environment (ACODE) - one of the leading public policy research think tanks in Eastern and Southern Africa Sub regions. Rebecca has been a researcher under ACODE's Local Government Councils' Scorecard Initiative since 2016. Rebecca has contributed to ACODE's research work.

**Martin Kikambuse Ssali** is a district researcher in Wakiso district. Martin has also undertaken assessments in Kampala district, and has participated in the exercise for 6 years.

**Ronah Ainembabazi** is the district lead researcher in Wakiso district under LGCSCI. She has participated in the scorecard assessments for the last 6 years.

ADVOCATES COALITION FOR DEVELOPMENT AND ENVIRONMENT

Plot 96, Kanjokya Street, Kamwokya. P. O. Box 29836, Kampala. Tel: +256 312 812150

Email: [acode@acode-u.org](mailto:acode@acode-u.org); [library@acode-u.org](mailto:library@acode-u.org). Website: [www.acode-u.org](http://www.acode-u.org)

WITH SUPPORT FROM:

