



LOCAL GOVERNMENT COUNCILS PERFORMANCE AND QUALITY OF SERVICE DELIVERY IN UGANDA

NEBBI DISTRICT COUNCIL SCORECARD 2008/09



Lillian Muyomba - Tamale
Owor Arthur
Kumakech James
Rupiny Ronnie Robert

Published by ACODE
P.O Box 29836, Kampala
Email: library@acode-u.org, acode@acode-u.org
Website: <http://www.acode-u.org>
Citation:

Muyomba, L., T., et.al. (2010). Local Government Councils Performance and the Quality of Service Delivery in Uganda: Nebbi District Council Score Card 2008/09. ACODE Policy Research Series, No. 36, 2010. Kampala.

© ACODE 2010

All rights reserved. No part of this publication may be reproduced, stored in a retrieval system or transmitted in any form or by any means electronic, mechanical, photocopying, recording or otherwise without the prior written permission of the publisher. ACODE policy work is supported by generous donations and grants from bilateral donors and charitable foundations. The reproduction or use of this publication for academic or charitable purpose or for purposes of informing public policy is excluded from this general exemption.

ISBN 9970287087

Local Government Councils Performance and the Quality of Service Delivery in Uganda

NEBBI DISTRICT COUNCIL SCORECARD 2008/09

**Lillian Muyomba - Tamale
Owor Arthur
Kumakech James
Rupiny Ronnie Robert**

ACODE Policy Research Paper Series No. 36, 2010

TABLE OF CONTENTS

Abbreviations	iii
Acknowledgements	v
1. Introduction	1
2. Methodology And Score-card	2
3. Background	5
4. Selected Socio-economic Indicators For Nebbi District Local Government	6
4.1 Primary Education	6
4.2 Health	7
4.3 Road Network	8
5. Budget And Revenue Architecture Of Nebbi Local Government	10
6. Scorecard Findings And Interpretation	12
6.1 Score-card Performance Of Nebbi District Council	12
6.2 District Chairperson	12
6.3 District Speaker	13
6.4 District Councilors	14
6.5 Score-card Performance Of Special Interest Group Representatives	19
7. Nebbi District Performance And The Quality Of Public Services	20
7.1 External Factors For Poor Performance And Poor Service Delivery	20
7.1.1 High Dependence On The Central Government	20
7.1.2 Absence Of Strategic Development Planning And Implementation Targets	21
7.1.3 Lack Of Knowledge Among The Electorate On The Civic Functions Of The Council	21
7.1.4 Political Power Without Authority Over Planning And Budgeting	22
7.2 Internal Factors For Poor Performance And Poor Service Delivery	21
7.2.1 Quality Of District Councilors And Other Capacity Issues	22
7.2.2 Poor Record-keeping	22
7.2.3 Failure Of Councilors To Provide Link Between Electorate And The District	23
8. Recommendations And General Conclusion	24
8.1 Advocacy For A Changed Budget Architecture	24
8.2 Adopt Minimum Education Qualifications For Council Members	24
8.3 Formulate A Comprehensive And Integrated Long-term Development Plan	24
8.4 Continuous Orientation And Training For Councilors	25
8.5 Contact With The Electorate	25
9. Conclusion	26
References	27
Annexes	28
List Of Councilors In Nebbi	28
Score-cards	29
Nebbi District Council Scorecard	29
District Speaker	31

Abbreviations

ACODE	Advocates Coalition for Development and Environment
AFARD	Agency for Accelerated Regional Development
AG	Auditor General
CAO	Chief Administrative Officer
CBG	Capacity Building Grant
CBO	Community Based Organizations
CEFORD	Community Empowerment for Rural Development
CROWNS	Community Renewed Ownership of West Nile Schools
CSO	Civil Society Organizations
DCC	District Contract Committee
DDP	District Development Plan
DDP	Deepening Democracy Program
DLB	District Land Board
DSC	District Service Commission
FAL	Functional Adult Literacy
FGD	Focus Group Discussions
FORWARD	Focus on Wider Actions to Retain Development
FY	Financial Year
IGG	Inspector General of Government
LC	Local Council
LDG	Local Development Grant
LG	Local Government
LGCSC	Local Government Councils' Score-Card
LGCSCI	Local Government Councils' Score-Card Initiative
LGDP	Local Government Development Programme
LGDP	Local Government Development Program
LLG	Lower Local Government
MoLG	Ministry of Local Government
MOU	Memorandum of Understanding
MP	Member of Parliament
NAADS	National Agriculture Advisory Services

NGO	Non Governmental Organization
NPPA	National Priority Programmes Areas
NRM	National Resistance Movement
NSADP	North West Small Holder Development Programme
NUSAF	Northern Uganda Social Action Fund
PAC	Public Accounts Committee
PHC	Primary Health Care
PLE	Primary Leaving Examinations
PMA	Plan for Modernization of Agriculture
PRDP	Peace Recovery and Development Plan for Northern Uganda
PWD	People With Disabilities
RDC	Resident District Commissioner
SACCOs	Savings and Credit Co-operatives
TB	Tuberculosis
TC	Town Council
TPC	Technical Planning Committee
UAPDC	Ukoro Arch Deaconary Planning and Development Committee
UBOS	Uganda Bureau of Standards
ULGA	Uganda Local Government Association.
UNEB	Uganda National Examinations Board
UPE	Universal Primary Education

Acknowledgements

The Local Government Councils Score-Card Initiative (LGCSCI) is a 10-year project implemented by ACODE, with a goal of which is to improving the quality of public service delivery by building the demand-side of governance and accountability. The initiative achieves this goal by undertaking and publishing local government council score-cards and robust outreach programmes that target citizens and build the capacity of local government political leaders. The initiative was launched in 2009 by conducting an initial assessment of the performance of 10 local government councils, including Nebbi, for FY2008/09. ACODE is indebted to the Deepening Democracy Programme and its contributing development partners for providing the initial funding that made the first assessment possible.

During the assessment process, ACODE's study team employed a wide range of participatory methods that involved structured and unstructured interviews, focus group discussions (FGDs), and regular interactions with key local government officials (such as Nebbi clerk to council, as well as staff within the public relations office). The research team acknowledges the support and cooperation received from the councilors who cooperated with the assessment and citizens who participated in the focus group discussions that were organized as part of the assessment exercise. The research team also acknowledges the officials who participated in the assessment by providing information and clarifications on a wide range of issues.

ACODE is grateful to Mr. Mukotani Ruyendo and Ms. Elizabeth Allen who reviewed the final report and provided very useful guidance that enabled the timely completion of the report. The authors of this report also benefitted from the wide-ranging discussions held with the ACODE study teams that were working with other districts. We benefitted from the workshops and electronic mail discussions with other staff over the course of the assessment. We extend our special appreciation to all of them individually and collectively.

Finally, we are conscious that this score-card for Nebbi District Council is the first of its kind and the methodology used has not been tested elsewhere. In the process of conducting the assessment, we have encountered a number of challenges, particularly related to record keeping and information retrieval. However, we have taken due care to ensure that the facts presented in this report are reasonably accurate and are a reasonable presentation of Nebbi District and its constituent organs. We are confident that the findings and recommendations go a long way to improve the workings of the district council, thereby contributing to improved service delivery and better governance.

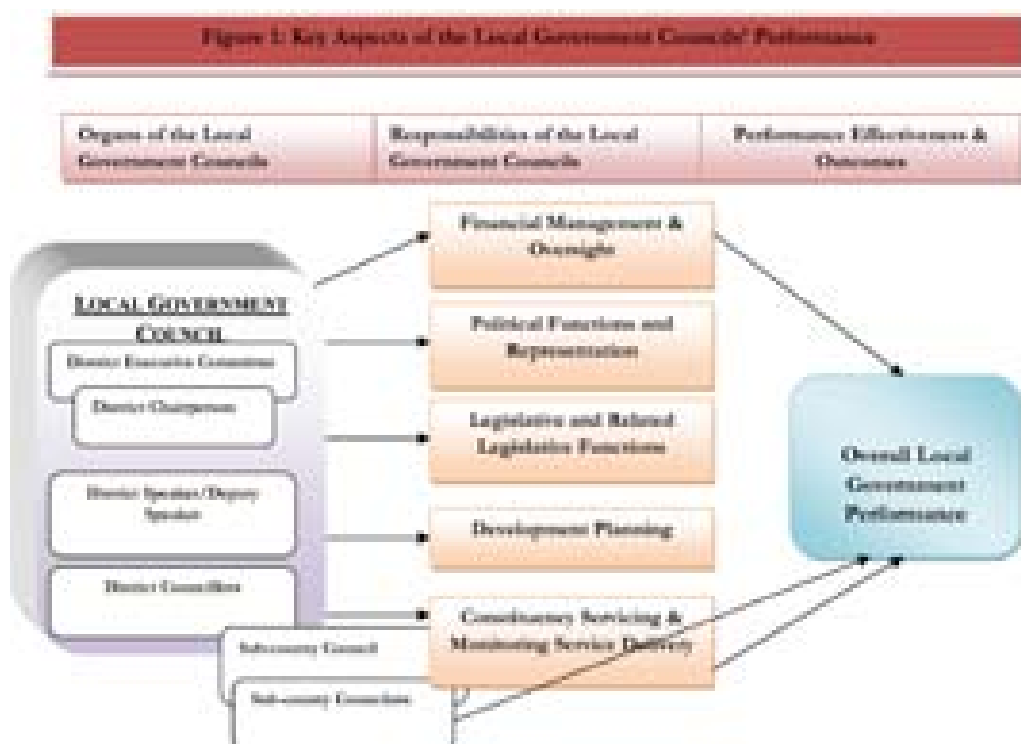
1. Introduction

In 1992, Uganda adopted a decentralization policy that sought to establish a system of governance underpinned by strong local governments. Subsequent constitutional and legal reforms established districts and sub-counties as key pillars of local governments through which effective service delivery and local governance is to be attained. Although decentralization has been pursued over the last two decades, there is widespread consensus that the performance of local governments is less than desirable. The revenue base of local governments has diminished substantially, rendering them heavily dependent on central government disbursements, mainly through conditional grants. The quality of service provision is less than desirable, as well, with key services such as health care, water, sanitation, education, and access to agricultural advisory services remaining dismal. Yet, there is no evidence that the citizens who are the intended beneficiaries of the decentralization system are demanding accountability and better performance from their elected leaders.

Over the years, the Ugandan government has sought to improve the functioning of local governments through regular monitoring and inspection processes. However, these processes have not adequately focused on the local government councils, as the mandated executive and legislative organs of the local governments. This report is a product of an ongoing assessment of the performance of local government councils in Uganda that commenced in 2009, focusing on the financial year 2008/09. The assessment was designed as part of an initiative to regularly monitor the performance of local government councils in Uganda, and to publish and disseminate a local councils performance “score-card” as a means of increasing citizens’ demand for improved service delivery and accountability on the part of elected leaders. For the FY2008/09, similar assessments were undertaken in nine other districts including Amuria, Amuru, Hoima, Kampala, Kamuli, Luwero, Mbale, Moroto, and Ntugamo. The assessment focused on the local government councils and their respective organs as outlined in the Local Government Act and other legislation. The council as a corporate body, the chairperson, the speaker, and the councilors formed the units of analysis for the assessment.

2. Methodology and Score-Card

This assessment was conducted using a methodology and score-card developed for the Local Government Councils Score-Card Initiative.¹ As shown in Figure 1 below, this methodology and score-card measures the performance of local government councils and councilors on five key themes that comprise the responsibilities of local government councils, their organs, and individual councilors.² These themes are: financial management and oversight; political functions and representation; legislation and related legislative functions; development planning; and constituency servicing and monitoring service delivery.³ Consequently, scores were developed to measure the performance of councils with regard to their core statutory functions: political leadership and representation; legislation and related legislative functions' development planning; financial management and oversight; constituency servicing; and participation in lower local government councils.



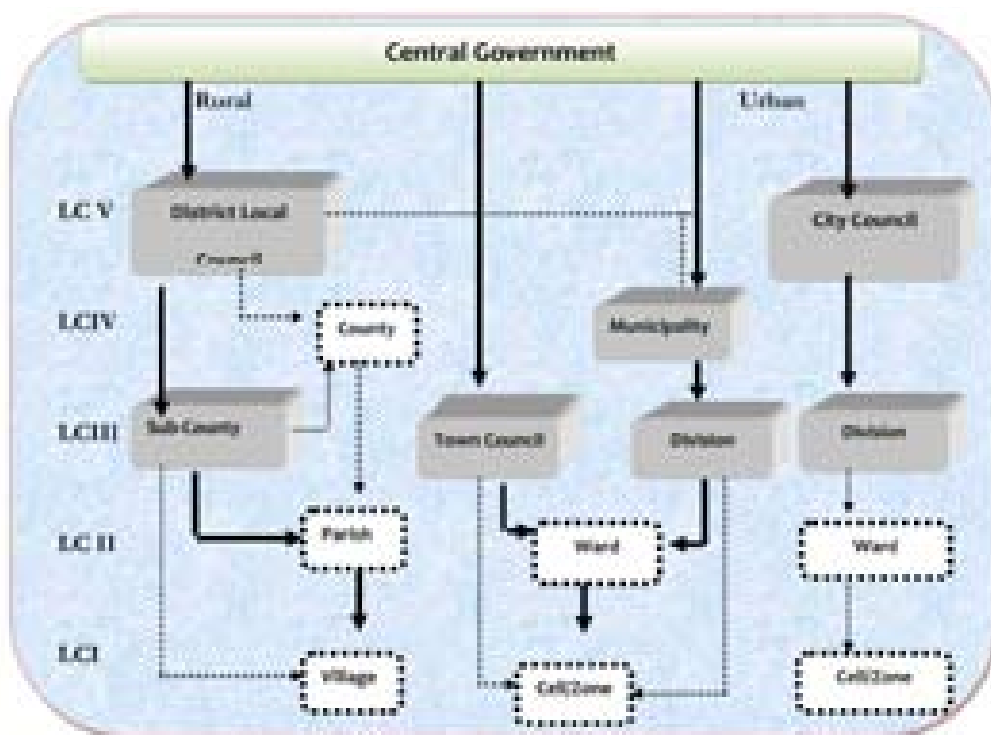
¹ See Tumushabe, Godber, et al (2010). Monitoring and Assessing the Performance of Local Government Councils in Uganda: Background, Methodology and Indicators. ACODE Policy Research Series No. 31 ACODE. Kampala.

² Ibid

³Ibid

The research team derived monitoring indicators from each of the themes, with a specific focus on both governance and service delivery. The score-cards provide a basis for analyzing the factors that impinge on the performance of the council, while the service delivery indicators seek to assess individual leaders' contributions to central government priority sectors such as health, education, water and sanitation, and agriculture. While the methodology assesses the entire local government council as a whole, the respective organs of the local government council for both urban and rural local governments (as shown in Figure 2) are treated as independent units of analysis.

Figure 2: The Structure of the Local Government System in Uganda



The local government councils' score-card is premised on a theory of change based on the idea that by providing data and information on the performance of local political leaders, citizens will demand accountability and effective service delivery, ideally triggering a vertical spiral of demand up to the national level. An empowered citizenry will help trigger the necessary reforms that are essential to creating a conducive environment in which the delivery of services is responsive to the majority of citizens. Consequently, beyond the scores of each organ of council, the assessment seeks to establish a cause-effect relationship between the performance record of local council political leaders on the one hand, and the quality of service delivery and accountability on the other.

3. Background

3.1 Nebbi District Profile

Formerly known as the West Nile district (1979), Nebbi district is situated in the southern part of the North West region of Uganda. Nebbi was gazetted from the former West Nile district in 1974. The district is bordered to the North by Arua district, Amuru to the East, Masindi to the South-East and Democratic Republic of Congo to the West and South West. The district residents suffered the wrath of the Lord's Resistance Army, which devastated Northern Uganda for over two decades. Today, the region experiences relative peace, with recovery initiatives implemented by the central government (through the Peace Recovery and Development Plan for Northern Uganda), as well as through the efforts of non-governmental organisations⁴ operating in the region.

3.2 Nebbi District Population

Statistics from the 2002 population and housing census reveal that the population of Nebbi district was roughly split between men (48%) and women (52%). With a population growth rate of 2.69 percent, the population is overwhelmingly rural (90.2%) compared to urban (9.8%). Okoro County comprises 39 percent of the total district population, with Padyere containing 38 percent, and Jonam containing 23 percent. The demographic indicators of Nebbi district are further explained in Table 1 below.

Table 1: Demographic Indicators

Indicator	Description	Percentage
Population	433,466 (2002 census)	
Average annual growth rate	2.69%	
Population distribution by gender	Male	48%
	Female	52%
Population distribution by county	Okoro County	39%
	Padyere	38%
	Jonam	23%
Sex ratio	Males: females	92:100

⁴ Prominent NGOs in the district include: Send a Cow Uganda, World Vision Uganda, Action Aid Uganda, SNV Uganda, Action for Socio-Economic Development, CARITAS, Nebbi, Kisa Womens' Group, Community Uplift and Welfare Development (CUWEDE), Kubbi Community Development Project, Nebbi District Muslim Development Association, The Good Samaritan Action Ministry, Nebbi District NGO Forum, FOWARD (Focus on Wider Actions to Retain Development), Nyapea safe mother, Life Concern (LICO), GERUHIDE, PACAIP, PACASO, Paidha Welfare Association, Uganda Society for Disabled Children, Nebbi District Role Model for PLHA, Red Cross Nebbi, CEFORD Nebbi, Care International in Uganda, and AFARD. A survey by AFARD found that by June 2001, there existed 417 community-based organizations and local NGOs within Nebbi District, 139 (33.3%) of which were in Okoro County, and 153 (37%) of which were in Padyere, and 120 (28.8%) of which were in Jonam County.

3.3 Political and Administrative Structure

Nebbi District administration is located in Nebbi Town Council. The district is divided into two town boards, 16 sub-counties, three town councils, 87 parishes (including town wards), and 1,329 villages. The district council is the policy-making organ of the local government. The district is headed by the LC V chairman, who is supported by an executive committee and a group of sectoral committees that deliberate policy matters and make recommendations to all 36 councilors. The district council has three statutory bodies: Public Accounts Committee (PAC), the District Service Commission (DSC), and a District Land Board (DLB). The District Contract Committee (DCC) handles the procurements and disposal of all public assets in the district. Similarly, the sub-counties, parishes, and villages have councils and an executive committee, which coordinate the various functions.

4. Selected Socio-economic Indicators For Nebbi District Local Government

This analysis of selected socio-economic indicators is intended to provide a basis for establishing a cause-effect analysis between the performance scores of the district council and the quality of service delivery, voice, and accountability. In an ideal situation, the quality and caliber of political leadership should translate into the quality of public services delivered in the district.

4.1 Primary Education



Figure 3: The irony of a new school with already dilapidated classrooms without doors or windows at Lee Primary school, Kucwiny Sub County.
Source: ACODE Digital Library May 2010

Education services in Nebbi District fall under the jurisdiction of the Universal Primary Education (UPE) policy, which was established the central government. During the year under review, the district enrollment of primary school children was 3,391 pupils. This reflects a reduction in enrollment of over 4,000 from the previous year 2007, during which Nebbi enrolled 7,551. The fall is primarily attributed to the departure of internally displaced persons who were residing in Nebbi, but who returned to their native

districts of Amuru and Gulu as a result of the current prevailing peace in the region. The decline in student enrollment may also be attributed to the return of Congolese refugees to the Democratic Republic of Congo. The classroom-to-pupil ratio is 1:100, compared to the national ratio of 1:55. Similarly, the teacher-to-pupil ratio stood at 1:70, compared to the national average of 1:52, while the desk-to-pupil ratio was 1:12. These statistics listed in Table 2 below.

Table 2: Nebbi District Education Statistics: 2007/08- 2009/10

Key education indicators	2007/08	2008/09	2009/10
i) Primary schools			
Pupil: Teacher ratio	70:1	65:1	555:1
Pupil: Classroom ratio	100:1	80:1	70:1
Pupil: Text book ratio	5:1	4:1	3:1
% Girls in total enrolment	48%	49%	50%
% share of girls in p.7	35%	37%	40%
Primary completion rate	45%	47%	48%
ii) Secondary schools			
Pupil: Teacher ratio	100:1	85:1	70:1
Pupil: Classroom ratio	150:1	120:1	100:1

Source: Nebbi District Development Plan 2008/09-2010/11

While the government's educational efforts are commendable in Nebbi District—especially given the refugee population that it had to accommodate—the current situation is still wanting in a number of areas. The pupil-to-latrine ratio at 1:184, compared to the national ratio of 1:40. Similarly, education statistics from UNEB reveal generally poor performance, with the majority of pupils failing in grades 3, 4, and U, as indicated in Table 3 below.

Table 3: Nebbi District PLE Performance 2004 - 2008

Year	2004		2005		2006		2007		2008	
District	Nebbi	Uganda	Nebbi	Uganda	Nebbi	Uganda	Nebbi	Uganda	Nebbi	Uganda
%										
Div 1	2.8	5.26	0.9	3.7	2.4	5.91	1.9	5.49	0.3	2.48
Div 2	42.2	38.1	29.9	39.3	41.6	47	38.5	45.5	20.9	30.6
Div 3	20.1	19.2	31.2	26.7	25.6	22.3	28.0	22.9	36.9	31.5
Div 4	20.8	17.9	20.6	15.6	17.5	12.5	10.0	11.9	19.5	14.7
U	14.1	19.5	17.3	14.4	12.8	11.5	9.9	13.3	22.4	20.1

Source: Uganda National Examination Board 2004 – 2008

4.2 Health

With a total population of 433,466, Nebbi District has a total of 59 health centres, the majority of which are Health Centre IIs and Health Centre IIIs. The district has one government hospital and three Health Centre Vs. Approximately 82 percent of the population in the district is within five kilometres of a health unit. This notwithstanding, the district is still challenged with a lot of gaps in geographical coverage, especially in the areas of Padyere and Okoro, where access to some services remains poor. Table 4 below shows the health facilities in the district.

Table 4: Health Facilities in Nebbi District

Health Facilities (NPA)						
HCII	HCIII	HCIV	Govt Hosp	PFP Hosp	PNFP	Total
27	26	3	1	0	2	59

Source: Nebbi District Development Plan 2008/09 - 2010/11

The district has a number of disease conditions that are peculiar to the area. Plague, onchocerciasis, and schistosomiasis are endemic in the sub-counties along the Nile. Outbreaks of cholera occur in the counties of Jonam and Padyere annually. Like elsewhere in the country, about 75 percent of the disease burden is from preventable diseases and related to poor home and environmental sanitation and personal hygiene.



Figure 4 Left: Front view of inpatient ward at Zumbo HCIII-Nyapea Scty. Right: Inside the patient ward.

Source: ACODE Digital Library, May2010

4.3 Road Network

The district road network stands at 633 kilometres, of which 512 are accessible all year round. The district engineering and works section is understaffed, not having any qualified road inspectors. Table 5 indicates the categories and quality of roads in the district.

Table 5: Category of Roads in Nebbi District

CATEGORY	LENGTH
Total length of trunk road	633 Km
Total length of tarmac road	63 Km
Total length of feeder road	594 Km (312 Km opened)
Total length of urban road	32 Km
Airstrip	1 (in Koch)
Length of road maintenance and rehabilitation	578 Km
Number of bridges	23 (17 concrete Decked)

Source: Works and Technical Department Nebbi District Development Plan 2008/09 - 2010/11



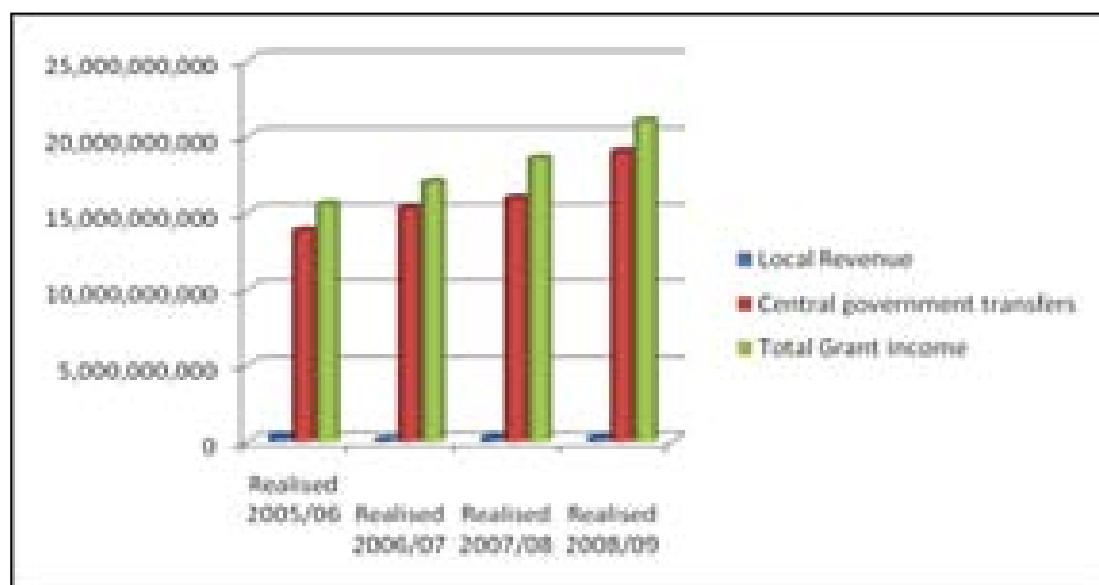
Figure5: Inaccessible road to Paminya Health Center-Nyaravur sub-county

Despite the structural challenges, the following roads were maintained during the year under review: Goli-Paidha-Arua (57.3 km), Offaka-Atyak (4 km), Goli-Erussi (19.9 km), Konga-Congambe-Atyenda (17 km) Omoyo-Gamba-Congo border (15.7 km), Pakadha-Konga-Akwanji (15 km), Nyakagei-Dei (7 km) and Akaba-Kucwiny-Fualwonga road.

5. Budget and Revenue Architecture of Nebbi Local Government

Nebbi District has three major sources of revenue—locally generated revenue, donor contributions, and central government grants—which form the bulk of the district’s funding architecture. Figure 6 below indicates the trends in local and central government transfers over four financial years.

Figure 6: Trends from FY 2005/06 - 2008/09

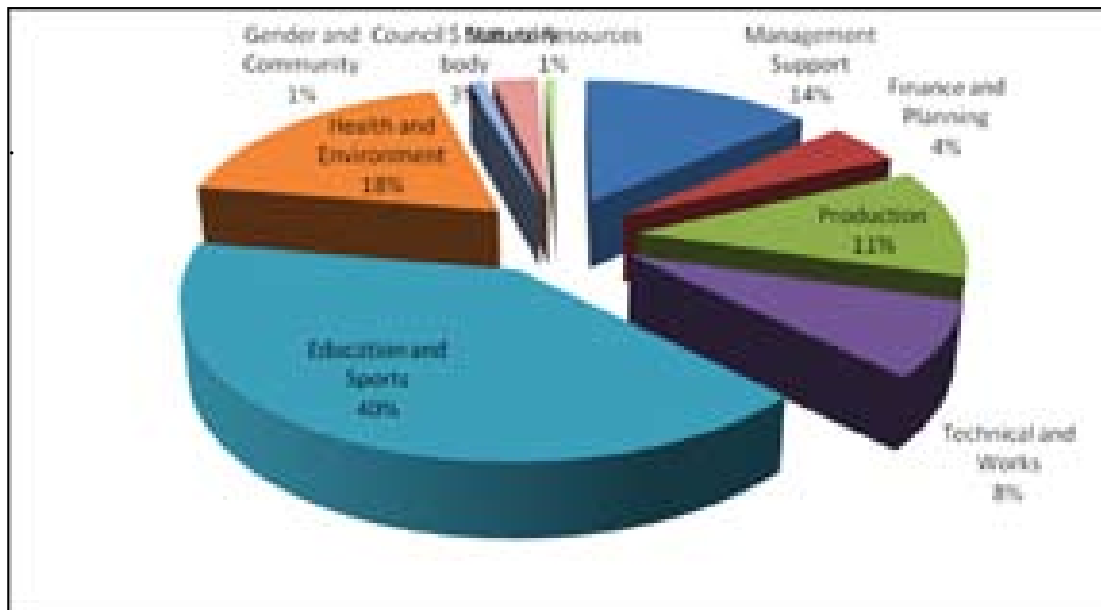


Source: Nebbi District Development Plan 2008/9-2010/11

The analysis of the revenue base of Nebbi District reveals a high dependency on central government transfers. During the fiscal year under review, Nebbi District’s local revenue only contributed to 0.8 percent of its total budget. This state of affairs undermines the independence of Nebbi District, insofar as it depends on the central government to sustain its budgets, and doesn’t have sufficient flexibility in prioritization and planning.

Figure 7 explains the district’s budgetary allocations to the key priority sectors during the year under review. From the analysis, it is evident that the bulk of Nebbi District’s budget is spent within its educational and health sectors. Yet despite receiving most of the district’s money (which is admittedly little), the quality of service delivery under these two sectors is still wanting, as indicated in Section 4 of this report. Besides, the highest percentage of these budgets is tied to the payment of salaries and other administrative costs, which leaves little funding to cover the material costs incurred by these sectors. At the bottom of the list of priorities are the gender and community and natural resources sectors, each of which take only 1 percent of the budget.

Figure 7: Nebbi District Budget Allocation to Sectors



Source: Nebbi District Development Plan 2008/9-2010/11

6. Scorecard Findings and Interpretation

6.1 Score-Card Performance of Nebbi District Council

The district local council and the sub-county council are established as corporate legal entities under the Local Government Act. At their respective levels, the councils are vested with powers and responsibilities to (i) enact local laws necessary for the effective governance of the areas within their jurisdiction; (ii) ensure accountability and transparency in the conduct of council business and utilization of council funds; (iii) ensure effective planning and budgeting to spur development and the delivery of public services to the local population; and (iv) monitor the delivery of public service on priority national programmes. The score-card performance of Nebbi District was assessed on these parameters.

The Nebbi District Council scored 84 points overall, with good performance registered in council planning and budgeting (11 out of 12), legislation (16 out of 20), accountability (18 out of 20), and monitoring service delivery (43 out of 48). The district's good performance in planning and budgeting is attributed to various factors, including the existence of an approved District Development Plan (2008/09-2011/12), for example, as well as a Capacity Building Plan and a Revenue Enhancement Plan. The district vision⁵ and mission⁶ statements were also displayed on the district notice board. The good performance under the legislative role is attributed to holding council meetings on time, the adoption of the rules of procedure⁷, and the enactment of ordinances⁸ and motions.⁹ The district council had also organized focused tours to the districts of Gulu and Waksio during the year under review. However, the district did not have all the requisite legislative resources. For example, the district does not have a resource library. (Instead, council documents are kept in the clerk to council's office.) Furthermore, the district did not have a council hall during the year under review.

6.2 District Chairperson

The chairperson of Nebbi District during the fiscal year under review was Chairman Wapokura Pascal. He was first elected in 2006. At the time of the assessment, he was serving his first term of office. According to the score-card indicators, the chairperson was assessed on the following five parameters: (i) political leadership; (ii) legislative role; (iii) contact with electorate; (iv) participation in communal and development activities; and (v) service delivery on national priority programme areas.

⁵Nebbi District's vision is to foster the development of an Attractive attractive district with, harmonious and prosperous people.

⁶Nebbi District's mission is to serve the community through the coordinated delivery of services that which focus on national and local priorities, and while contributing to the improvement in the quality of the district's population.

⁷The research team established that at a meeting held between 27th-28th August 2008, under Min 04/Cou/2008/08, the district council adopted model rules of procedure to become the SRP for Nebbi District Council.

⁸During the year under review, the district council formulated a bill on Production, Food Security and Natural Resource Management a process that started in 2008/9 and the Bill was discussed at Committee level.

⁹A motion for District Council approval of Vote on Account by Hon. Orieda Richard Secretary Finance, Planning, Administration and Investment, dated 2nd June 2009; Public Concern on Personnel, transport and logistic management in the Judiciary by Hon. Ongei Alfred Hon Akworo sub-county dated 5th November 2008.

The overall score of the chairperson was 61 points, with the best performance exhibited in political leadership (15 out of 20) and monitoring of service delivery on national priority areas (27 out of 30). This performance is attributed to a number of factors. First, the chairperson oversaw four and delegated two of the district executive meetings during the year under review. Second, the chairperson had delivered a district state of affairs report,¹⁰ which he discussed with the general council at a meeting held on 18 December 2008 at Ringa Basement Hall. In addition, the chairperson performed his legislative duty of recommending that council persons be appointed to the District Service Committee and other boards¹¹ during the year under review.

However, the chairperson's performance regarding his legislative role (9 out of 20), contact with the electorate (7 out of 15), and his participation in communal and development activities (3 out of 15) were found wanting. The chairperson's biggest undoing was the lack of evidence with regard to his contact with the electorate and his participation in communal development activities. For example, while the chairperson claimed to have met the electorate when commissioning new projects and handing over completed projects, there was no written evidence to this effect. The chairman also went out on sanitation campaigns, formed clusters of five people and sensitized the electorate on the need to embrace the UPE policy and how they can use the opportunity to improve on performance, but with no evidence filed.

6.3 District Speaker

During the year under review, Mr. Ubinyo Fabiano, who was serving his first term of office was the district speaker. The speaker's performance assessment focused on five key parameters, namely: i) presiding and preservation of order in the council; ii) contact with electorate; iii) participation in communal and development activities; iv) participation in lower local government; and v) monitoring of service delivery on national priority programme areas, all of which are stipulated roles and responsibilities in the Local Government Act of 1997.

The speaker scored 40 out of 100 possible points. His best performed parameter was presiding and preserving the order in the council (17 out of 20), while other parameters registered poor performance: contact with the electorate (4 out of 20); participation in communal development activities (3 out of 15); participation in lower local governments (2 out of 10); and monitoring service delivery on NPPAs (12 out of 30).

¹⁰The report was presented on 30th October 2008

¹¹ Dr. Jude Odubire Okellowange, Mr. Yashin Shaban, Mr. Gidaga Ignatius, Lt. Col.(Rtd) Odongo Owachi Esthermoa Bonny. These nominees received council blessing and were approved for appointment in a Council meeting held on 30th April 2009.

The good performance in the speaker's legislative role is attributed to the following factors: First, in his preservation of order in council, the speaker exhibited exemplary leadership by chairing four lawful council meetings and delegating two meetings to his deputy. Second, Nebbi District Council adopted rules of procedure under Min 04/cou/2008. And third, the research team established that the speaker, as chairperson of the business committee, had been convening and presiding over business committees meetings. By contrast, the speaker's poor performance on the rest of the themes can be attributed to the following factors: First, the speaker's contact with his electorate was found wanting, as there was no evidence of reports of decisions made by the council being taken to the electorate, and no evidence of subsequent feedback given by the electorate being taken back to the council. Second, his participation in communal and development activities in his electoral areas was not substantive, while his attendance of sub-county council meetings was equally poor.¹² Lastly, apart from the monitoring that is organized by the district council, the speaker had not documented any monitoring visits of the NPPAs during the year under review.

6.4 District Councilors

During the year under review, Nebbi District Council had a total of 36 councilors in addition to the chairperson.¹³ In line with the score-card indicators, each of the councilors was assessed in the following areas: i) legislative role; ii) contact with electorate; iii) participation in communal development activities; iv) participation in lower local government councils; and v) monitoring of service delivery on national priority programme areas.

In terms of gender representation, Nebbi District Council is male dominated, with 22 male councilors and 14 female councilors. The performance of the councilors also indicates that male councilors on average performed better than their female counterparts, with an average of 50 points, compared to 44.5 points for female councilors. The average score for councilors was 47 points, with the best performing councilor, Mr. Ongei Alfred, scoring 72 points, and the worst performing councilor, Amoditho Rose, scoring 30 points. Table 6 indicates the performance of Nebbi District councilors disaggregated by gender.

¹²The speaker had only attended two sub county meetings during the year under review.

¹³This total included the speaker and deputy speaker.

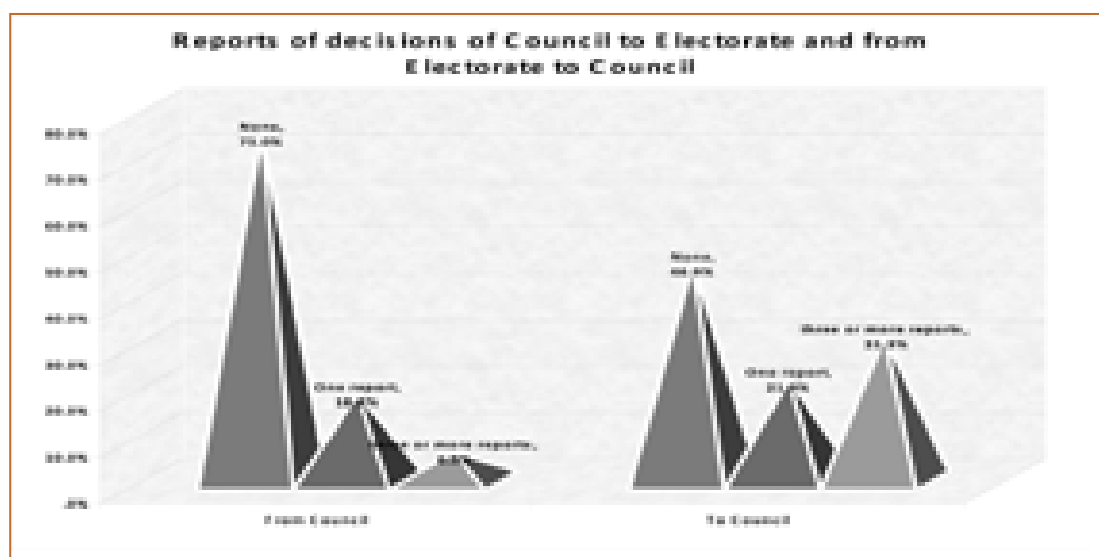
Table 6: Performance of Nebbi district councilors disaggregated by gender

Name	Gender	Legislative Role	Contact with Electorate	Participation in communal activities	Participation in LLGs	Service delivery on NPPAs	Total
Ongei Alfred	Male	20	10	4	10	28	72
Warom Charles	Male	17	10	8	5	22	62
Tingo Boniface	Male	18	7	3	10	23	61
Kakura Emmy	Male	15	10	7	1	26	59
Ocibre Gabriel	Male	18	7	5	5	23	58
Abedo Sam	Male	15	10	3	2	25	55
Othembi Briosis	Male	17	5	4	0	27	53
Yoacel Joseph	Male	17	3	7	2	22	51
Orieda Richard	Male	19	5	4	2	18	48
Ongei Francis	Male	20	5	3	2	18	48
Onyutha Sam	Male	15	7	3	0	22	47
Okumu Kwonga Andrew	Male	20	5	3	2	17	47
Combe Muchek	Male	13	5	3	5	17	43
Wathum Lawrence	Male	15	5	3	0	18	41
Nimungu Fred	Male	18	0	3	2	17	40
Wabitho Hillary	Male	17	0	3	5	15	40
Oyiki Jovan Jax	Male	18	0	3	2	15	38
Ogaba Charles	Male	10	5	3	2	17	37
Average Score Male							50
Odong Florence	Female	15	7	3	6	27	58
Odongtho Doreen	Female	17	6	5	2	27	57
Okori Jesca	Female	15	15	3	2	22	57
Ida Fuambe	Female	20	5	8	2	17	52
Angeiko Rosemary	Female	15	3	3	5	24	50
Kumaketch Jackie	Female	15	5	3	2	23	48
Binega B Proasca	Female	14	7	3	5	19	48
Ongetho Mary	Female	20	5	3	2	18	48
Nimungu Claire D	Female	12	5	8	0	15	40
Acen Dorine	Female	12	0	3	5	17	37
Ruth Fualiera	Female	15	0	3	0	18	36
Azazu Gloria	Female	10	1	3	2	15	31
Angala Celestina	Female	13	0	3	5	10	31
Amoditho Rose	Female	10	0	3	2	15	30

6.4.1 Legislative Role

The study revealed good performance with regard to councilors' legislative roles. Indeed, attendance and debates during plenary (71.9%) and committee meetings (93.8%) was remarkable, as indicated in Figure 8 below. In addition, a number of councilors possessed technical skills in agriculture, democracy and good governance, human rights, finance, and business studies, and were therefore instrumental in guiding the council on technical issues. Besides, the district had sponsored some councilors to attend specialized skills and training programmes. However, there was poor documentation among the councilors, as none of the district councilor had written and presented papers to guide the council and committees on any technical matter.

Figure 8: Councilors participation in plenary and committee meetings




6.4.2 Contact with the Electorate

Findings from the study indicate poor performance regarding the contact of councilors with their electorate. Indeed, only 21.8 percent of the councilors had consulted with the electorate and submitted at least one report to the attention of the district council. While 31.3 percent had submitted more than three reports, 46.9 percent of district

councillors claimed have met the electorate but had no evidence of reports submitted or matters arising from their constituency that had been documented and submitted to the council.

Figure 9: Reports of decisions of council to electorate and from electorate to council



In light of their financial constraints, most councillors resorted to exploiting opportunities such as funeral services, church celebrations, and community and social gatherings to meet their electorate. For the same reason, out of the 35 councillors whose performance was assessed, only nine percent of the councillors had functional offices in their constituencies. As indicated in Figure 9, councillors' performance regarding the reporting of decisions the council taken to the electorate, and subsequent feedback taken from the electorate back to the council, was found wanting, with 75 percent of the councillors failing to file any report *from* council and 46.9 percent failing to file any report *to* the council.

6.4.3 Participation in Sub-County Council Meetings

The assessment revealed the general poor performance of councillors' participation in sub-county council meetings. While most councillors claimed that they were not invited, the sub-county leadership that was visited by the ACODE research team expressed poor relations between them and their district councillors, whom they claimed did not attend sub-county council sessions¹⁴. As indicated in Figure 10, only 34.4 percent of the councillors had attended five meetings, while the majority (46.9%) had attended two meetings.

¹⁴One councillor who preferred anonymity noted that his relationship with his sub-county leadership had since soared after he invited the IGG to investigate corruption allegations in the sub-county. In such a situation, he noted, an invitation from the sub-county continues to remain a tall order on their part.

Figure 10: District Councilors' Attendance of Sub-County Council Meetings

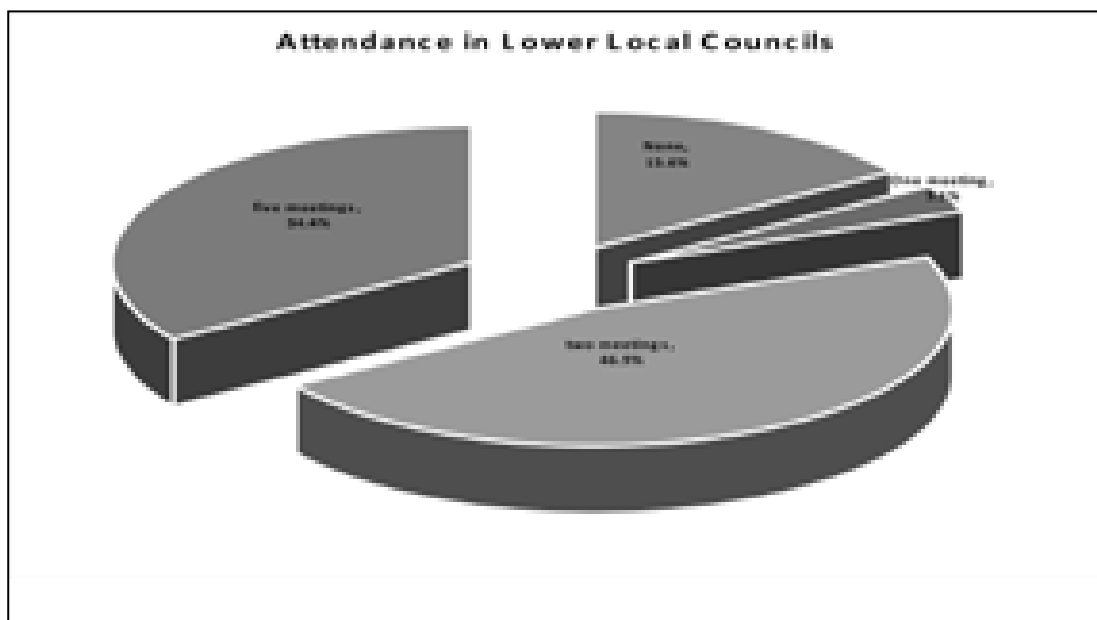


Table 7: Summary of Key Determinants of Performance under Assessed Themes

Parameter	Key Issues
Legislative role	<ul style="list-style-type: none"> The majority of councilors attended both plenary and committee meetings due to the motivation that comes with attendance. Councilors' individual contributions to debates did not have personal attributions in the final copies of the minutes. There was very low performance on the moving of motions in council Major debates in council were focused on social services (especially health and education)
Contact with Electorate	<ul style="list-style-type: none"> Councilors visited their electorate but did not write reports The majority of councilors did not have functional constituency offices There was poor record-keeping of feedback to council by councilors arising from the visits.

Parameter	Key Issues
Participation in communal and development projects	<ul style="list-style-type: none"> • Councilors claimed to offer government projects as individual projects (especially boreholes) • Councilors regarded communal projects as their cardinal role and made financial contributions to such projects, as well as initiating self-help projects. • There was no evidence of signed MoUs with development partners.
Participation in Lower Local Governments	<ul style="list-style-type: none"> • The district council was detached from lower local councils, with few councilors attending sub-county council meetings. • There was evidence of a lack of consistent cooperation between sub-county leaders with district leaders. • Most district leaders believed that LLGs did not appreciate their participation in their councils, and therefore did not invite them. • While district councilors claimed to attend some meetings, the records at the sub-counties contradicted these claims.
Monitoring Service delivery on NPPAs	<ul style="list-style-type: none"> • Monitoring of service delivery was mainly done as a joint undertaking of the council • Councilors did not take monitoring on as a personal initiative. • Most councilors signed the visitors books at the government facilities, especially schools and health centres. • There was limited follow up on issues raised in the monitoring reports • The quality of services (especially roads and health facilities) was poor, despite joint monitoring. • The councilors' participation in the local media was poor.

6.5 Score-Card Performance of Special Interest Group Representatives

Representation on the district council leadership includes directly elected councilors as well as special interest groups of women, youth, and the Persons with Disability (PWDs)—all groups considered to be traditionally disadvantaged. The rationale for electing representatives of special interest groups is that, in the process of council deliberations, such representatives would ideally pursue policies and operational agendas of concern to the members of their particular groups. Such agendas might include articulating and setting specific policy priorities and influencing local council budget priorities in favor of policy and service delivery agendas that are consistent with the interests of their constituencies.

In Nebbi District, all the women councilors were elected on the affirmative action ticket as women representatives. The best performing female councilor was Odong Florence (58 points), while the worst performing female councilor was councilor Ruth Fualiera (36 points). Similarly, the female PWD councilor, Nimungu Clare Grace, scored 40 points, while the male PWD councilor, Wathum Lawrence, scored 41 points. The performance of the female youth councilor, Jackeline Kumakech, was 48 points—equally below average. (It should be noted that the male youth representative,

Anywara Joshua, was not assessed during the year under review.¹⁵) From the scores above, with the exception of the female representation on the council, it suffices to argue that besides the symbolic significance of these councilors, there is no evidence




Figure 11: A section of Parambo Panyimur road all of which is not tarmacked

Source: ACODE Digital Library, May 2010

to suggest that the presence of representatives of special interest groups adds specific value to the work of the council or in shaping the policy and service delivery priorities biased towards the interests of special interest groups in Nebbi.

7. Nebbi District Performance and the Quality of Public Services

The variance in the performance of Nebbi District (with the district council scoring 84 points; the district speaker scoring 38 points; and councilors scoring an average of 47 points) can be partly explained by the economic state of affairs in the district. While the council pooled the 84 points as a group, the performance of the individual councilors negatively impacts on the quality of service delivery in various ways. The paradox of the high council score alongside a poor state of affairs in health and education, access to safe and clean drinking water, poor quality of infrastructure, (including feeder and community roads that are not up to the required standards) is explained by both internal and external factors. This section discusses these factors and goes on to explain the paradoxical situation that surrounds service delivery in Nebbi District.

7.1 External Factors for Poor Performance and Poor Service Delivery

7.1.1 High Dependence on the Central Government

Nebbi District is highly dependent on central government transfers. During FY 2008/9, central government transfers accounted for 90.6 percent, while donor contributions accounted for 8.6 percent, and local revenues constituted only 0.8 percent. This level of dependency affects the service delivery and overall performance of the district. Most grants from the central government are conditional and therefore earmarked for specific services. Only a slight degree of flexibility is permissible, but even so with

¹⁵ Relentless efforts to assess the councilor's performance were futile as he failed to commit to any meetings during the three months of assessment.

restrictions. The unconditional grant, which is the only grant that local governments may use as part of their revenue, is mainly used to pay staff salaries. In many instances, these funds are not adequate, creating a funding gap. This gap means that the district has to operate below the acceptable minimum personnel structures.

For example, Nebbi District does not have a council hall. For this reason, the district incurs high costs of hire from private entrepreneurs. On some occasions, the meetings are held at the district planning unit hall. Furthermore, the district does not have a library or resource centre. For the district to perform at optimal levels, such administrative constraints have to be solved with reasonable flexibility in the district budget.

7.1.2 Absence of Strategic Development Planning and Implementation Targets

Nebbi District, like all other districts in Uganda, operates using the three-year rolling DDP. The budgeting and implementation of the plan takes the form of an annual work plan with very short-term targets set for every financial year. There is no strategic long-term investment plan that can provide a framework for setting long-term development targets and budget allocations. For example, the Nebbi District Council has no clearly defined targets for key sectors such as education, health, roads, or even local revenue collection over a number of years. Indeed, the absence of long-term strategic development targets denies the council the opportunity to operate in a more strategic manner and to measure their own performance on the basis of clearly defined development and service delivery benchmarks.

7.1.3 Lack of Knowledge among the Electorate on the Civic Functions of the Council

The assessment revealed wide civic incompetence manifested in a lack of basic knowledge by the electorate regarding the key roles of councilors and the basic functions of the local government system. The electorate in Nebbi District had serious misconceptions on the roles and responsibilities of councilors, and hence some within the electorate saw their councilors as people who are supposed to bury the dead, attend local parties, and make contributions to individual and community problems. They lacked knowledge on the basic functions and duties of the council—from the planning cycle of local governments, to the rights and entitlements that the electorate can expect to get from their councils. This ignorance was identified as an inhibitor for the public's participation in planning, budgeting, and implementation of the local government's programmes.

7.1.4 Political Power without Authority over Planning and Budgeting

Legally and politically, local government councils are responsible for all local government functions, including planning, financial accountability, and the delivery of public goods and services. However, Nebbi political leadership holds no controlling or other appropriate authority to determine or direct how the funds allocated to the district are utilized. The Chief Administrative Officer (CAO) who is the accounting officer of the district is appointed by the central government. Additionally, the various ministries—including those responsible for local governments and finance—have developed a set of guidelines and procedures that limit the involvement of the local government councils in the management of the district's financial resources, including the procurement process. The guidelines and procedures enjoin the council to oversee the use of funds by the technical agencies of the local government, but don't permit them to get involved in the governance of these resources. This is popularly referred to as the "eyes on, hands off" approach to the governance of the financial resources of local government councils.

7.2 Internal Factors for Poor Performance and Poor Service Delivery

7.2.1 Quality of District Councilors and Other Capacity Issues

The quality of councilors is mainly affected by their average level of education. At the moment, there is no minimum education requirement for anyone to hold the office of a district councilor in Nebbi, as is the case in all of Uganda's other districts. In fact, councilors are not required to submit any academic papers as part of the eligibility requirements to contest for the office of councilor. There is widespread consensus that councilors with very low levels of education failed to express themselves during plenary sessions, while some could not make written contributions to any committee. The low levels of education undermine effective debate and interaction among councilors and the highly educated technical staff whom they are presumably supposed to supervise. Indeed, various councilors pointed out this as one of the major challenges that some of their colleagues faced in discharging their statutory and political functions as envisaged under the Local Government Act. Evidence from the assessment showed that councilors with higher levels of education (degrees, certificates, or their equivalent) debated and contributed more significantly and objectively during plenary and committee meetings.

At the same time, ACODE's researchers noted that the recorded district council proceedings did not include appropriate attribution that could facilitate a qualitative analysis of the contributions of individual councilors. Besides, the councilors themselves did not keep coherent records of their activities and contributions..

7.2.2 Poor Record-Keeping

As noted above, councilors in Nebbi District exhibited poor record-keeping in relation to their activities as elected leaders. For example although many councilors claimed to have made contributions during meetings and met with their electorate, there were no records to confirm evidence to this effect. Some councilors did not have diaries or note books while others used loose record options and cell phones that could not be tendered as evidence of performance at the time of the assessment. At the council level, it was evident that while councilors claimed to have made contributions during plenary sessions, many such contributions not recorded by the clerk to council due to errors.

7.2.3 Failure of councilors to provide link between electorate and the district

It was established that many councilors are often absent from their constituencies and leave their constituencies unattended to. It is no surprise, therefore, that the indicators with the worst scores were 'contact with electorate' and 'attendance of lower local councils.' This leaves constituencies devoid of political direction and the much-needed oversight role that political leaders ought to provide. It was noted, for example, that some councilors are engaged in businesses in Southern Sudan with little time for their council activities.

8. RECOMMENDATIONS AND GENERAL CONCLUSION

The findings from the Nebbi District Score-Card (84 points) do not explain the quality of service delivery in Nebbi District. A number of internal and external factors as well as structural, policy and operational factors that impinge on the quality of services have been identified to explain this disconnect. While some councilors may be aware of their duties, roles, and obligations as stipulated in the Local Government Act, commitment to their implementation and realization was not forthcoming. In addition, there existed poor documentation and record-keeping on the part of the political leaders, and a discernable detachment from the electorate. The following are specific recommendations that the council can undertake to improve its performance and that of its councillors as a means of improving service delivery at the district level.

8.1 Advocacy for a Changed Budget Architecture

A critical analysis of the Nebbi District budget reveals its high dependency on the central government. This dependency makes the district a mere agent of the central government rather than a full-fledged local government as envisaged under article 178 of the constitution. Nebbi District should work with other local governments through the Uganda Local Government Association (ULGA) to advocate for a change in the current budget architecture. It is important that the national budget resources be equally shared between the central government and the local governments so that local governments do not have to depend on sectoral conditional grants.

8.2 Adopt Minimum Education Qualifications for Council Members

Although the current legal framework does not stipulate minimum academic qualifications for council members, Nebbi District Council can make bylaws that require persons seeking to be members of the council to possess and present minimum qualifications of an advanced level education or its equivalent. Appropriate academic qualifications are essential in ensuring quality and robust debate in council and the supervision of council senior technical staff that are often educated up to a graduate level.

8.3 Formulate a Comprehensive and Integrated Long-Term Development Plan

Nebbi District should be managed with more long-term development plan of five or ten years. Such a plan should be able to outlive regimes and their leaders. The current three-year rolling plan, which is presented in form of work plans, does not address the strategic long-term development interests of the district. For Nebbi District to develop, it will need a long-term strategic plan that transcends individual leaders and personalities. Such a plan will also enable the council set long-term development

targets and periodic performance benchmarks on the basis of which it can evaluate its performance and progress.

8.4 Continuous Orientation and Training for Councilors

The orientation and training offered to the council by the Ministry of Local Government should be done more systematically and regularly, ideally on an annual basis. Such orientation should cover (i) the roles and functions of the council in the delivery of public services; (ii) the mission and vision of the council; (iii) the mechanisms of accountability to the district residents; and (iv) other important development and planning related training. Councilors would then be reminded of their fundamental roles and responsibilities on a more regular basis.

8.5 Contact with the Electorate

Accessing detailed public information and the progress of project implementation in Nebbi District is difficult, a situation that partly explains the low civic competence in the district. Deliberate effort by the district to establish more meaningful citizens' interface should be taken. There is clearly no platform where the district chairman and other political leaders engage in a dialogue with district residents. ACODE recommends that a "District Town Hall Platform" be convened every quarter, during which the district political leaders and technical staff can engage with the electorate to discuss the concerns of the residents in a more informal but still business-like manner. This will infuse more ideas into how the district is run and help build confidence and trust among the district leadership and the residents. Such a platform will also provide an opportunity to educate the communities about the roles and responsibilities of the councilors and the need to use such benchmarks to assess their leaders' performance.

9. Conclusion

The Nebbi District Council Score-Card reveals excellent performance (84 points) by the council as a whole. However, this performance does not necessarily translate into the quality of service delivery in the district. This assessment has attempted to provide some explanations for this performance and to offer potential solutions to address the current service delivery deficit in the district. The score-card administration process also raised key questions regarding the score-card methodology. The key question that will need to be addressed as part of the methodology development process is to include scores that clearly reflect the cause-effect relationship between score-card performance, the quality of service delivery, and voice and accountability. Finally, this assessment represents the most evidence-based performance assessment of the district council to date, and as such, presents an opportunity for investing in creating a more robust local government that is responsive to the service delivery needs of the district residents.

References

Nebbi District (2008). Nebbi District Budget Approved 2008/2009

_____ (2008). Minutes for Ordinary Council Meeting held on 27th – 28th Aug 2008

_____ (2008). Minutes for Ordinary Council Meeting held on 30th Oct 2008

_____ (2009). Minutes for Ordinary Council Meeting held on 18th – 19th Dec 2009

_____ (2009). Minutes for Ordinary Council Meeting held on 10th March 2009

_____ (2009). Minutes for Extra-Ordinary Council Meeting held on 4th June 2009

_____ (2008). Nebbi District Statistical Abstract (2008)

_____ (2008). Nebbi District Budget Framework Paper 2008/09

_____ (2008). Nebbi District Development plan 2008/09 - 2010/2011.

MoLG (2008). Synthesis Report for Annual National Assessment of Performance Measures and Minimum Conditions for Local Governments

MoLG (2009). Synthesis Report for Annual National Assessment Reports from Ministry of Local Government

NPA(2009). Baseline Data on Profiles, Current Service Delivery Levels and Gaps for Local Governments in Uganda

Office of the Auditor General (2009). Annual Report of the Auditor General for the Year Ended 30th June 2009 Volume 3 Local Authorities

Republic of Uganda (1995), Constitution of Uganda 1995 Section 11, Articles 176-189,

_____ (1997), Local Government Act 1997,

_____ (2005), Local Government Amendment Act 2005,

_____ (2006), Local Government Amendment Act 2006

Tumushabe, G., et al (2010), Monitoring and Assessing the Performance of LG Councils in Uganda: Background, Methodology and Scorecard. A CODE Policy Research Series No. 31 2010 Kampala

UBOS (2009), 2009 Statistical Abstract

Annexes

List of councilors in Nebbi

NO.	NAME	CONSTITUENCY
1	Hon. Wapokra John Pascal Chairman-LC V	Chairperson
2	Hon. Yoacel Joseph Vic-Chairman/Secretary Social Service	Kucwiny sub county
3	Hon. Fabiano Obinyo Speaker	Pakwach sub county
4	Hon. Ogen Joseph Deputy Speaker	Nyapea sub county
5	Hon. Orieda Richard Secretary Finance, Planning, Admin. & Investment	Panyimur sub-county
6	Hon. Odongtho Doreen Secretary Gender & Community Service	Parombo & Akworo sub-county
7	Hon. Abedu Sam	Paidha Town council
8	Hon. Uthembi Olar Biriosis	Erussi sub county
9	Hon. Florence Anican	Erussi sub county
10	Hon. Jackline Kumakech	Youth Female Councilor
11	Hon. Nimungu Dorine	PWD
12	Hon. Angala Celestina	Paidha sub county
13	Hon. Ogentho Mary	Nyapea/Atyak sub county
14	Hon. Oyiki Jovan Jax	Jang-Okoro sub county
15	Hon. Rosemary Angeican	Panyimur sub county
16	Hon. Ocibre Gabriel	Nebbi sub county
17	Hon. Ogei Alfred	Akworo sub county
18	Hon. Idah Fuambe	Nyaravur/Kucwiny sub county
19	Hon. Ruth Fualiera	Zeu sub-county
20	Hon. Azazu Gloria	Kango sub-county
21	Hon. Wabitho Hillary	Atyak sub-county
22	Hon. Nimungu Fred	Kango sub-county
23	Hon. Amonditho Rose	Jang-Okoro sub county
24	Hon. Okori Jesca	Pakwach sub county/Town council
25	Hon. Okumu Kwonga Andy	Paidha sub-county
26	Hon. Wathum Lawrence	PWD
27	Hon Anywarac Joshua Youth Councilor	Youth Male councilor
28	Hon. Angala Celestina	Paidha sub-county
29	Hon. Tingo Bonifance	Panyango sub-county
30	Hon. Kakura Kizito Sec Production, Env. & Natural Resource	Zeu sub-county
31	Hon. Onyutha Sam	Wadilai sub-county
32	Warom Charles	Parombo sub-county
33	Hon. Ogaba Charles	Nyaravur sub county
34	Hon. Combe Mucek	Nebbi Town Council
35	Hon. Ogei Francis	Pakwach sub county
36	Hon. Acen Dorine	Nebbi Town Council/sub county

SCORE-CARDS

Nebbi District Council Scorecard

Scores: 84

DISTRICT COUNCIL		Actual Score	Maximum Score
1	LEGISLATIVE ROLE	15	20
a	Adopted model rules of Procedure with/without amendments	4	4
b	Ordinances	2	4
c	Passed motions for resolutions on policy	0	2
d	Evidence of legislative resources	3	4
e	Petitions & Focused Tours	4	4
f	Held council meetings on time	2	2
2	ACCOUNTABILITY ROLE	16	20
a	Public Accounts Committee (PAC)	2	4
b	Public Funds	4	4
c	Internal Assessment	4	4
d	Public Hearings	2	4
e	Involvement of CSOs, CBOs, Citizens	4	4
3	PLANNING & BUDGETING	11	12
a	Existence of Plans & Vision	4	4
b	Existence of Local Government Budget Framework Paper	1	1
c	Prior approval of the Development Plan before the Budget approval	1	1
d	Approved budget within time according to the law	1	1
e	Active Technical Planning Committee	1	1
f	Monitoring and Evaluation	3	4
4	SERVICE DELIVERY ON NATIONAL PRIORITY PROGRAMMES	42	48
a	Education	5	8
b	Health	7	8
c	Water and Sanitation	8	8
d	Roads	8	8
e	Agriculture and Extension	8	8
f	Functional Adult Literacy	2	3
g	Environment and Natural Resources	4	5
Total		84	100

District Chairperson

Name Wapokra Paskal
Designation District chairperson
Score 61

CHAIRPERSON		Actual Score	Maximum Score
POLITICAL LEADERSHIP		15	20
a	Presiding at meetings of Executive Committee	3	3
b	Monitoring and administration	3	5
c	Evidence of a report made to council on the state of affairs of the District	2	2
d	Overseeing Performance of civil servants	5	5
e	Recommended to council persons to be appointed members of DSC and other boards/committees.	2	5
LEGISLATIVE ROLE		09	20
a	Regular attendance of Plenary sessions, Committees	3	5
b	Motions/Bills presented by the Executive and passed	3	8
c	Initiated and formulated policies	3	7
CONTACT WITH ELECTORATE		07	15
a	Evidence of a Programme of meetings with Electorate	5	5
b	Evidence of public notice of decisions of the Council to the electorate	1	5
c	Evidence of issues raised by the electorate to the Executive /Council	1	5
PARTICIPATION IN COMMUNAL AND DEVELOPMENT ACTIVITIES		03	15
a	Projects initiated	0	5
b	Contributions to communal Projects/activities	3	5
c	Linking the community to Development Partners/NGOs	0	5
SERVICE DELIVERY ON NATIONAL PRIORITY PROGRAMMES AREAS		27	30
a	Monitoring and giving feedback to Council	5	5
b	Attended NAADS/PMA/other programs meetings	5	5
c	Attended functional Adult literacy session	2	5
d	Visited Health units in every Lower local government	5	5
e	Visited schools in every sub-county	5	5
f	Participated in a Radio/Television Talk show in any media	3	3
g	Environment and Natural Resources protection	2	2
Total		61	100

District Speaker

Name: Ubinyo Fabiano

Designation: District Speaker

Score: 38

		Actual Score	Maximum Score
	PRESIDING AND PRESERVATION OF ORDER IN THE COUNCIL	19	25
a	Chairing lawful council/ meetings	3	3
b	Rules of procedure	6	6
c	Business Committee	3	3
d	Delegated to the Deputy Speaker at least once	4	5
e	Evidence of a records book with Issues/ petitions presented to the office	0	2
f	Evidence of record of motions/bills presented in council	3	3
g	Provided special skills/knowledge to the Council or committees.	0	5
	CONTACT WITH ELECTORATE	3	20
a	Evidence of a written Programme of meetings with Electorate	2	5
b	Office or coordinating centre in the constituency	1	5
c	Evidence of Reports of decisions of the Council taken to the electorate	0	5
d	Evidence of issues raised by the electorate	0	5
	PARTICIPATION IN COMMUNAL AND DEVELOPMENT ACTIVITIES	2	15
a	Projects initiated	0	5
b	Contributions to communal Projects/activities	2	5
c	Linking the community to Development Partners/NGOs	0	5
	PARTICIPATION IN LOWER LOCAL GOVERNMENT	2	10
a	Attendance in sub - county Council sessions	2	5
b	Evidence of giving feedback to the sub-county Council from District Council.	0	5
	SERVICE DELIVERY ON NATIONAL PRIORITY PROGRAMME AREAS	12	30
a	Monitoring and giving feedback to council	0	5
b	Attended NAADS/PMA/other related programs meetings	0	5
c	Attended functional Adult literacy session	0	5
d	Visited Health units in constituent sub-county	5	5
e	Visited schools in constituent sub-county	5	5
f	Participated in a Radio/Television Talk show in any media.	0	3
g	Participated in an activity that promotes sustainable environment & natural resource use	2	2
	Total	38	100

Name: Ongei Alfred
Constituency: Akworo
Score: 72

		Actual Score	Maximum Score
	1 LEGISLATIVE ROLE	20	25
a	Participation in plenary session	5	5
b	Participation in Committees	5	5
c	Moved motion without notice	2	2
d	Moved motion on notice	3	3
e	Regular attendance of plenary	3	3
f	Regular attendance of committee	2	2
g	Special knowledge to council	0	2
h	Special knowledge to committee	0	2
g	Special knowledge Explanation on issue	0	1
	2 CONTACT WITH ELECTORATE	10	20
a	Evidence of a written Programme of meetings with Electorate	5	5
b	Existence of Office or coordinating office	0	2
c	Functional Office or coordinating office	0	3
d	Evidence of Reports of decisions of the Council taken to the electorate	5	5
e	Issues raised by electorate taken to council	0	5
	3 PARTICIPATION IN COMMUNAL AND DEVELOPMENT ACTIVITIES IN HIS/HER ELECTORAL AREA	4	15
a	Projects initiated	1	5
b	Provided Written advice as contributions to communal projects	0	2
c	Material Contributions to communal projects	3	3
d	Signed one Memorandum of Understanding (MoU) / evidence of Lobbying a development partner	0	3
e	Implemented MoU	0	2
	4 PARTICIPATION IN LOWER LOCAL GOVERNMENT	10	10
a	Attendance in sub - county Council sessions	5	5
b	Evidence of giving feedback to the sub-county Council from District Council.	5	5
	5 SERVICE DELIVERY ON NATIONAL PRIORITY PROGRAMME AREAS	28	30
a	Monitoring and giving feedback to council	5	5
b	Attended NAADS/PMA /other programs meetings	5	5
c	Attended functional Adult literacy session	5	5
d	Visited Health units in the constituent sub-county	5	5
e	Visited schools in every sub-county	5	5
f	Participated in a Radio Talk show in any media.	1	1
g	Participated in a Television Talk show in any media.	0	1
h	Written an article in a News Paper	0	1
i	Participated in an activity that promotes Sustainable Environment and Natural Resource Use	2	2
	TOTAL	72	100

Name: Warom Charles
Constituency: Parambo
Score: 62

		Actual Scores	Maximum Score
1	LEGISLATIVE ROLE	17	25
a	Participation in plenary session	5	5
b	Participation in Committees	5	5
c	Moved motion without notice	2	2
d	Moved motion on notice	0	3
e	Regular attendance of plenary	3	3
f	Regular attendance of committee	2	2
g	Special knowledge to council	0	2
h	Special knowledge to committee	0	2
g	Special knowledge Explanation on issue	0	1
2	CONTACT WITH ELECTORATE	10	20
a	Evidence of a written Programme of meetings with Electorate	5	5
b	Existence of Office or coordinating office	2	2
c	Functional Office or coordinating office	3	3
d	Evidence of Reports of decisions of the Council taken to the electorate	0	5
e	Issues raised by electorate taken to council	0	5
	3 PARTICIPATION IN COMMUNAL AND DEVELOPMENT ACTIVITIES IN HIS/HER ELECTORAL AREA	8	15
a	Projects initiated	5	5
b	Provided Written advice as contributions to communal projects	0	2
c	Material Contributions to communal projects	3	3
d	Signed one Memorandum of Understanding (MoU) / evidence of Lobbying a development partner	0	3
e	Implemented MoU	0	2
4	PARTICIPATION IN LOWER LOCAL GOVERNMENT	5	10
a	Attendance in sub - county Council sessions	5	5
b	Evidence of giving feedback to the sub-county Council from District Council.	0	5
	5 SERVICE DELIVERY ON NATIONAL PRIORITY PROGRAMME AREAS	22	30
a	Monitoring and giving feedback to council	5	5
b	Attended NAADS/PMA /other programs meetings	5	5
c	Attended functional Adult literacy session	0	5
d	Visited Health units in the constituent sub-county	5	5
e	Visited schools in every sub-county	5	5
f	Participated in a Radio Talk show in any media.	0	1
g	Participated in a Television Talk show in any media.	0	1
h	Written an article in a News Paper	0	1
i	Participated in an activity that promotes Sustainable Environment and Natural Resource Use	2	2
	TOTAL	62	100

Name: **Tingo Boniface**
 Constituency: **Panyango**
 Score: **61**

		Actual Score	Maximum Score
	1 LEGISLATIVE ROLE	18	25
a	Participation in plenary session	5	5
b	Participation in Committees	5	5
c	Moved motion without notice	0	2
d	Moved motion on notice	3	3
e	Regular attendance of plenary	3	3
f	Regular attendance of committee	2	2
g	Special knowledge to council	0	2
h	Special knowledge to committee	0	2
g	Special knowledge Explanation on issue	0	1
	2 CONTACT WITH ELECTORATE	7	20
a	Evidence of a written Programme of meetings with Electorate	5	5
b	Existence of Office or coordinating office	0	2
c	Functional Office or coordinating office	0	3
d	Evidence of Reports of decisions of the Council taken to the electorate	1	5
e	Issues raised by electorate taken to council	1	5
	3 PARTICIPATION IN COMMUNAL AND DEVELOPMENT ACTIVITIES IN HIS/HER ELECTORAL AREA	3	15
a	Projects initiated	0	5
b	Provided Written advice as contributions to communal projects	0	2
c	Material Contributions to communal projects	3	3
d	Signed one Memorandum of Understanding (MoU) / evidence of Lobbying a development partner	0	3
e	Implemented MoU	0	2
	4 PARTICIPATION IN LOWER LOCAL GOVERNMENT	10	10
a	Attendance in sub - county Council sessions	5	5
b	Evidence of giving feedback to the sub-county Council from District Council.	5	5
	5 SERVICE DELIVERY ON NATIONAL PRIORITY PROGRAMME AREAS	23	30
a	Monitoring and giving feedback to council	5	5
b	Attended NAADS/PMA /other programs meetings	5	5
c	Attended functional Adult literacy session	0	5
d	Visited Health units in the constituent sub-county	5	5
e	Visited schools in every sub-county	5	5
f	Participated in a Radio Talk show in any media.	1	1
g	Participated in a Television Talk show in any media.	0	1
h	Written an article in a News Paper	0	1
i	Participated in an activity that promotes Sustainable Environment and Natural Resource Use	2	2
	TOTAL	61	100

Name: Kakura Emmy Kizito
Constituency: Zeu
Score: 59

		Actual Score	Maximum Score
1	LEGISLATIVE ROLE	15	25
a	Participation in plenary session	4	5
b	Participation in Committees	3	5
c	Moved motion without notice	2	2
d	Moved motion on notice	3	3
e	Regular attendance of plenary	1	3
f	Regular attendance of committee	2	2
g	Special knowledge to council	0	2
h	Special knowledge to committee	0	2
g	Special knowledge Explanation on issue	0	1
2	CONTACT WITH ELECTORATE	10	20
a	Evidence of a written Programme of meetings with Electorate	5	5
b	Existence of Office or coordinating office	0	2
c	Functional Office or coordinating office	0	3
d	Evidence of Reports of decisions of the Council taken to the electorate	0	5
e	Issues raised by electorate taken to council	5	5
	3 PARTICIPATION IN COMMUNAL AND DEVELOPMENT ACTIVITIES IN HIS/HER ELECTORAL AREA	7	15
a	Projects initiated	1	5
b	Provided Written advice as contributions to communal projects	2	2
c	Material Contributions to communal projects	3	3
d	Signed one Memorandum of Understanding (MoU) / evidence of Lobbying a development partner	1	3
e	Implemented MoU	0	2
4	PARTICIPATION IN LOWER LOCAL GOVERNMENT	1	10
a	Attendance in sub - county Council sessions	1	5
b	Evidence of giving feedback to the sub-county Council from District Council.	0	5
	5SERVICE DELIVERY ON NATIONAL PRIORITY PROGRAMME AREAS	26	30
a	Monitoring and giving feedback to council	5	5
b	Attended NAADS/PMA /other programs meetings	5	5
c	Attended functional Adult literacy session	2	5
d	Visited Health units in the constituent sub-county	5	5
e	Visited schools in every sub-county	5	5
f	Participated in a Radio Talk show in any media.	1	1
g	Participated in a Television Talk show in any media.	0	1
h	Written an article in a News Paper	1	1
i	Participated in an activity that promotes Sustainable Environment and Natural Resource Use	2	2
	TOTAL	59	100

Name: Ocibre Gabriel
Constituency: Nebbi S/C
Score: 58

		Actual Scores	Maximum Score
1	LEGISLATIVE ROLE	18	25
a	Participation in plenary session	5	5
b	Participation in Committees	5	5
c	Moved motion without notice	0	2
d	Moved motion on notice	3	3
e	Regular attendance of plenary	3	3
f	Regular attendance of committee	2	2
g	Special knowledge to council	0	2
h	Special knowledge to committee	0	2
g	Special knowledge Explanation on issue	0	1
2	CONTACT WITH ELECTORATE	7	20
a	Evidence of a written Programme of meetings with Electorate	2	5
b	Existence of Office or coordinating office	0	2
c	Functional Office or coordinating office	0	3
d	Evidence of Reports of decisions of the Council taken to the electorate	0	5
e	Issues raised by electorate taken to council	5	5
	3 PARTICIPATION IN COMMUNAL AND DEVELOPMENT ACTIVITIES IN HIS/HER ELECTORAL AREA	5	15
a	Projects initiated	0	5
b	Provided Written advice as contributions to communal projects	2	2
c	Material Contributions to communal projects	3	3
d	Signed one Memorandum of Understanding (MoU) / evidence of Lobbying a development partner	0	3
e	Implemented MoU	0	2
4	PARTICIPATION IN LOWER LOCAL GOVERNMENT	5	10
a	Attendance in sub - county Council sessions	5	5
b	Evidence of giving feedback to the sub-county Council from District Council.	0	5
5	SERVICE DELIVERY ON NATIONAL PRIORITY PROGRAMME AREAS	23	30
a	Monitoring and giving feedback to council	5	5
b	Attended NAADS/PMA /other programs meetings	5	5
c	Attended functional Adult literacy session	0	5
d	Visited Health units in the constituent sub-county	5	5
e	Visited schools in every sub-county	5	5
f	Participated in a Radio Talk show in any media.	1	1
g	Participated in a Television Talk show in any media.	0	1
h	Written an article in a News Paper	0	1
i	Participated in an activity that promotes Sustainable Environment and Natural Resource Use	2	2
TOTAL		58	100

Name: Odong Florence
Constituency: Erusi
Score: 58

		Actual Score	Maximum Score
1	LEGISLATIVE ROLE	15	25
a	Participation in plenary session	5	5
b	Participation in Committees	5	5
c	Moved motion without notice	0	2
d	Moved motion on notice	0	3
e	Regular attendance of plenary	3	3
f	Regular attendance of committee	2	2
g	Special knowledge to council	0	2
h	Special knowledge to committee	0	2
g	Special knowledge Explanation on issue	0	1
2	CONTACT WITH ELECTORATE	7	20
a	Evidence of a written Programme of meetings with Electorate	5	5
b	Existence of Office or coordinating office	0	2
c	Functional Office or coordinating office	0	3
d	Evidence of Reports of decisions of the Council taken to the electorate	1	5
e	Issues raised by electorate taken to council	1	5
	PARTICIPATION IN COMMUNAL AND DEVELOPMENT ACTIVITIES IN HIS/HER ELECTORAL AREA	3	15
a	Projects initiated	0	5
b	Provided Written advice as contributions to communal projects	0	2
c	Material Contributions to communal projects	3	3
d	Signed one Memorandum of Understanding (MoU) / evidence of Lobbying a development partner	0	3
e	Implemented MoU	0	2
	4 PARTICIPATION IN LOWER LOCAL GOVERNMENT	6	10
a	Attendance in sub - county Council sessions	5	5
b	Evidence of giving feedback to the sub-county Council from District Council.	1	5
	5SERVICE DELIVERY ON NATIONAL PRIORITY PROGRAMME AREAS	27	30
a	Monitoring and giving feedback to council	5	5
b	Attended NAADS/PMA /other programs meetings	5	5
c	Attended functional Adult literacy session	5	5
d	Visited Health units in the constituent sub-county	5	5
e	Visited schools in every sub-county	5	5
f	Participated in a Radio Talk show in any media.	0	1
g	Participated in a Television Talk show in any media.	0	1
h	Written an article in a News Paper	0	1
i	Participated in an activity that promotes Sustainable Environment and Natural Resource Use	2	2
	TOTAL	58	100

Name: Odongtho Doreen
Constituency: Parambo/Akeoro
Score: 57

		Actual Score	Maximum Score
1	LEGISLATIVE ROLE	17	25
a	Participation in plenary session	5	5
b	Participation in Committees	5	5
c	Moved motion without notice	2	2
d	Moved motion on notice	0	3
e	Regular attendance of plenary	3	3
f	Regular attendance of committee	2	2
g	Special knowledge to council	0	2
h	Special knowledge to committee	0	2
g	Special knowledge Explanation on issue	0	1
2	CONTACT WITH ELECTORATE	6	20
a	Evidence of a written Programme of meetings with Electorate	5	5
b	Existence of Office or coordinating office	0	2
c	Functional Office or coordinating office	0	3
d	Evidence of Reports of decisions of the Council taken to the electorate	0	5
e	Issues raised by electorate taken to council	1	5
	PARTICIPATION IN COMMUNAL AND DEVELOPMENT ACTIVITIES IN HIS/HER ELECTORAL AREA	5	15
a	Projects initiated	0	5
b	Provided Written advice as contributions to communal projects	2	2
c	Material Contributions to communal projects	3	3
d	Signed one Memorandum of Understanding (MoU) / evidence of Lobbying a development partner	0	3
e	Implemented MoU	0	2
4	PARTICIPATION IN LOWER LOCAL GOVERNMENT	2	10
a	Attendance in sub - county Council sessions	2	5
b	Evidence of giving feedback to the sub-county Council from District Council.	0	5
	5 SERVICE DELIVERY ON NATIONAL PRIORITY PROGRAMME AREAS	27	30
a	Monitoring and giving feedback to council	5	5
b	Attended NAADS/PMA /other programs meetings	5	5
c	Attended functional Adult literacy session	5	5
d	Visited Health units in the constituent sub-county	5	5
e	Visited schools in every sub-county	5	5
f	Participated in a Radio Talk show in any media.	0	1
g	Participated in a Television Talk show in any media.	0	1
h	Written an article in a News Paper	0	1
i	Participated in an activity that promotes Sustainable Environment and Natural Resource Use	2	2
	TOTAL	57	100

Name: Okori Jesca
Constituency: Packwach T/C
Score: 57

		Actual Score	Maximum Score
1	LEGISLATIVE ROLE	15	25
a	Participation in plenary session	5	5
b	Participation in Committees	5	5
c	Moved motion without notice	0	2
d	Moved motion on notice	0	3
e	Regular attendance of plenary	3	3
f	Regular attendance of committee	2	2
g	Special knowledge to council	0	2
h	Special knowledge to committee	0	2
g	Special knowledge Explanation on issue	0	1
2	CONTACT WITH ELECTORATE	15	20
a	Evidence of a written Programme of meetings with Electorate	5	5
b	Existence of Office or coordinating office	0	2
c	Functional Office or coordinating office	0	3
d	Evidence of Reports of decisions of the Council taken to the electorate	5	5
e	Issues raised by electorate taken to council	5	5
	3 PARTICIPATION IN COMMUNAL AND DEVELOPMENT ACTIVITIES IN HIS/HER ELECTORAL AREA	3	15
a	Projects initiated	0	5
b	Provided Written advice as contributions to communal projects	0	2
c	Material Contributions to communal projects	3	3
d	Signed one Memorandum of Understanding (MoU) / evidence of Lobbying a development partner	0	3
e	Implemented MoU	0	2
	4 PARTICIPATION IN LOWER LOCAL GOVERNMENT	2	10
a	Attendance in sub - county Council sessions	2	5
b	Evidence of giving feedback to the sub-county Council from District Council.	0	5
	5 SERVICE DELIVERY ON NATIONAL PRIORITY PROGRAMME AREAS	22	30
a	Monitoring and giving feedback to council	5	5
b	Attended NAADS/PMA /other programs meetings	5	5
c	Attended functional Adult literacy session	0	5
d	Visited Health units in the constituent sub-county	5	5
e	Visited schools in every sub-county	5	5
f	Participated in a Radio Talk show in any media.	0	1
g	Participated in a Television Talk show in any media.	0	1
h	Written an article in a News Paper	0	1
i	Participated in an activity that promotes Sustainable Environment and Natural Resource Use	2	2
	TOTAL	57	100

Name: Abedo Sam
Constituency: Paidha T/C
Score: 55

		Actual Score	Maximum Score
1	LEGISLATIVE ROLE	15	25
a	Participation in plenary session	5	5
b	Participation in Committees	5	5
c	Moved motion without notice	0	2
d	Moved motion on notice	0	3
e	Regular attendance of plenary	3	3
f	Regular attendance of committee	2	2
g	Special knowledge to council	0	2
h	Special knowledge to committee	0	2
g	Special knowledge Explanation on issue	0	1
2	CONTACT WITH ELECTORATE	10	20
a	Evidence of a written Programme of meetings with Electorate	5	5
b	Existence of Office or coordinating office	0	2
c	Functional Office or coordinating office	0	3
d	Evidence of Reports of decisions of the Council taken to the electorate	0	5
e	Issues raised by electorate taken to council	5	5
	PARTICIPATION IN COMMUNAL AND DEVELOPMENT ACTIVITIES IN HIS/HER ELECTORAL AREA	3	15
a	Projects initiated	0	5
b	Provided Written advice as contributions to communal projects	0	2
c	Material Contributions to communal projects	3	3
d	Signed one Memorandum of Understanding (MoU) / evidence of Lobbying a development partner	0	3
e	Implemented MoU	0	2
4	PARTICIPATION IN LOWER LOCAL GOVERNMENT	2	10
a	Attendance in sub - county Council sessions	2	5
b	Evidence of giving feedback to the sub-county Council from District Council.	0	5
	5 SERVICE DELIVERY ON NATIONAL PRIORITY PROGRAMME AREAS	25	30
a	Monitoring and giving feedback to council	5	5
b	Attended NAADS/PMA /other programs meetings	5	5
c	Attended functional Adult literacy session	2	5
d	Visited Health units in the constituent sub-county	5	5
e	Visited schools in every sub-county	5	5
f	Participated in a Radio Talk show in any media.	1	1
g	Participated in a Television Talk show in any media.	0	1
h	Written an article in a News Paper	0	1
i	Participated in an activity that promotes Sustainable Environment and Natural Resource Use	2	2
	TOTAL	55	100

Name: Othembi Briosis
Constituency: Erussi
Score: 53

		Actual Score	Maximum Score
1	LEGISLATIVE ROLE	17	25
a	Participation in plenary session	5	5
b	Participation in Committees	5	5
c	Moved motion without notice	2	2
d	Moved motion on notice	0	3
e	Regular attendance of plenary	3	3
f	Regular attendance of committee	2	2
g	Special knowledge to council	0	2
h	Special knowledge to committee	0	2
g	Special knowledge Explanation on issue	0	1
	2 CONTACT WITH ELECTORATE	5	20
a	Evidence of a written Programme of meetings with Electorate	2	5
b	Existence of Office or coordinating office	2	2
c	Functional Office or coordinating office	0	3
d	Evidence of Reports of decisions of the Council taken to the electorate	1	5
e	Issues raised by electorate taken to council	0	5
	3 PARTICIPATION IN COMMUNAL AND DEVELOPMENT ACTIVITIES IN HIS/HER ELECTORAL AREA	4	15
a	Projects initiated	1	5
b	Provided Written advice as contributions to communal projects	0	2
c	Material Contributions to communal projects	3	3
d	Signed one Memorandum of Understanding (MoU) / evidence of Lobbying a development partner	0	3
e	Implemented MoU	0	2
	4 PARTICIPATION IN LOWER LOCAL GOVERNMENT	0	10
a	Attendance in sub - county Council sessions	0	5
b	Evidence of giving feedback to the sub-county Council from District Council.	0	5
	5 SERVICE DELIVERY ON NATIONAL PRIORITY PROGRAMME AREAS	27	30
a	Monitoring and giving feedback to council	5	5
b	Attended NAADS/PMA /other programs meetings	5	5
c	Attended functional Adult literacy session	5	5
d	Visited Health units in the constituent sub-county	5	5
e	Visited schools in every sub-county	5	5
f	Participated in a Radio Talk show in any media.	0	1
g	Participated in a Television Talk show in any media.	0	1
h	Written an article in a News Paper	0	1
i	Participated in an activity that promotes Sustainable Environment and Natural Resource Use	2	2
	TOTAL	53	100

Name: Ida Fuambe
Constituency: Nyaravur/Kucwiny
Score: 52

		Actual Score	Maximum Score
1	LEGISLATIVE ROLE	20	25
a	Participation in plenary session	5	5
b	Participation in Committees	5	5
c	Moved motion without notice	2	2
d	Moved motion on notice	3	3
e	Regular attendance of plenary	3	3
f	Regular attendance of committee	2	2
g	Special knowledge to council	0	2
h	Special knowledge to committee	0	2
g	Special knowledge Explanation on issue	0	1
	2 CONTACT WITH ELECTORATE	5	20
a	Evidence of a written Programme of meetings with Electorate	0	5
b	Existence of Office or coordinating office	0	2
c	Functional Office or coordinating office	0	3
d	Evidence of Reports of decisions of the Council taken to the electorate	0	5
e	Issues raised by electorate taken to council	5	5
	3 PARTICIPATION IN COMMUNAL AND DEVELOPMENT ACTIVITIES IN HIS/HER ELECTORAL AREA	8	15
a	Projects initiated	5	5
b	Provided Written advice as contributions to communal projects	0	2
c	Material Contributions to communal projects	3	3
d	Signed one Memorandum of Understanding (MoU) / evidence of Lobbying a development partner	0	3
e	Implemented MoU	0	2
	4 PARTICIPATION IN LOWER LOCAL GOVERNMENT	2	10
a	Attendance in sub - county Council sessions	2	5
b	Evidence of giving feedback to the sub-county Council from District Council.	0	5
	5 SERVICE DELIVERY ON NATIONAL PRIORITY PROGRAMME AREAS	17	30
a	Monitoring and giving feedback to council	5	5
b	Attended NAADS/PMA /other programs meetings	0	5
c	Attended functional Adult literacy session	0	5
d	Visited Health units in the constituent sub-county	5	5
e	Visited schools in every sub-county	5	5
f	Participated in a Radio Talk show in any media.	0	1
g	Participated in a Television Talk show in any media.	0	1
h	Written an article in a News Paper	0	1
i	Participated in an activity that promotes Sustainable Environment and Natural Resource Use	2	2
	TOTAL	52	100

Name: Yoacel Joseph
Constituency: Kucwiny
Score: 51

		Actual Score	Maximum Score
1 LEGISLATIVE ROLE		17	25
a	Participation in plenary session	5	5
b	Participation in Committees	5	5
c	Moved motion without notice	2	2
d	Moved motion on notice	0	3
e	Regular attendance of plenary	3	3
f	Regular attendance of committee	2	2
g	Special knowledge to council	0	2
h	Special knowledge to committee	0	2
g	Special knowledge Explanation on issue	0	1
2 CONTACT WITH ELECTORATE		3	20
a	Evidence of a written Programme of meetings with Electorate	2	5
b	Existence of Office or coordinating office	0	2
c	Functional Office or coordinating office	0	3
d	Evidence of Reports of decisions of the Council taken to the electorate	0	5
e	Issues raised by electorate taken to council	1	5
3 PARTICIPATION IN COMMUNAL AND DEVELOPMENT ACTIVITIES IN HIS/HER ELECTORAL AREA		7	15
a	Projects initiated	1	5
b	Provided Written advice as contributions to communal projects	2	2
c	Material Contributions to communal projects	3	3
d	Signed one Memorandum of Understanding (MoU) / evidence of Lobbying a development partner	1	3
e	Implemented MoU	0	2
4 PARTICIPATION IN LOWER LOCAL GOVERNMENT		2	10
a	Attendance in sub - county Council sessions	2	5
b	Evidence of giving feedback to the sub-county Council from District Council.	0	5
5 SERVICE DELIVERY ON NATIONAL PRIORITY PROGRAMME AREAS		22	30
a	Monitoring and giving feedback to council	5	5
b	Attended NAADS/PMA /other programs meetings	5	5
c	Attended functional Adult literacy session	0	5
d	Visited Health units in the constituent sub-county	5	5
e	Visited schools in every sub-county	5	5
f	Participated in a Radio Talk show in any media.	0	1
g	Participated in a Television Talk show in any media.	0	1
h	Written an article in a News Paper	0	1
i	Participated in an activity that promotes Sustainable Environment and Natural Resource Use	2	2
TOTAL		51	100

Name: Angeicon Rosemary
Constituency: Panyimur
Score: 50

		Actual Score	Maximum Score
1 LEGISLATIVE ROLE		15	25
a	Participation in plenary session	5	5
b	Participation in Committees	5	5
c	Moved motion without notice	2	2
d	Moved motion on notice	0	3
e	Regular attendance of plenary	1	3
f	Regular attendance of committee	2	2
g	Special knowledge to council	0	2
h	Special knowledge to committee	0	2
g	Special knowledge Explanation on issue	0	1
2 CONTACT WITH ELECTORATE		3	20
a	Evidence of a written Programme of meetings with Electorate	2	5
b	Existence of Office or coordinating office	0	2
c	Functional Office or coordinating office	0	3
d	Evidence of Reports of decisions of the Council taken to the electorate	1	5
e	Issues raised by electorate taken to council	0	5
3 PARTICIPATION IN COMMUNAL AND DEVELOPMENT ACTIVITIES IN HIS/HER ELECTORAL AREA		3	15
a	Projects initiated	0	5
b	Provided Written advice as contributions to communal projects	0	2
c	Material Contributions to communal projects	3	3
d	Signed one Memorandum of Understanding (MoU) / evidence of Lobbying a development partner	0	3
e	Implemented MoU	0	2
4 PARTICIPATION IN LOWER LOCAL GOVERNMENT		5	10
a	Attendance in sub - county Council sessions	5	5
b	Evidence of giving feedback to the sub-county Council from District Council.	0	5
5 SERVICE DELIVERY ON NATIONAL PRIORITY PROGRAMME AREAS		24	30
a	Monitoring and giving feedback to council	5	5
b	Attended NAADS/PMA /other programs meetings	5	5
c	Attended functional Adult literacy session	2	5
d	Visited Health units in the constituent sub-county	5	5
e	Visited schools in every sub-county	5	5
f	Participated in a Radio Talk show in any media.	0	1
g	Participated in a Television Talk show in any media.	0	1
h	Written an article in a News Paper	0	1
i	Participated in an activity that promotes Sustainable Environment and Natural Resource Use	2	2
TOTAL		50	100

Name: Orieda Richard
Constituency: Panyimur
Score: 48

		Actual Score	Maximum Score
	1 LEGISLATIVE ROLE	19	25
a	Participation in plenary session	4	5
b	Participation in Committees	5	5
c	Moved motion without notice	2	2
d	Moved motion on notice	3	3
e	Regular attendance of plenary	3	3
f	Regular attendance of committee	2	2
g	Special knowledge to council	0	2
h	Special knowledge to committee	0	2
g	Special knowledge Explanation on issue	0	1
	2 CONTACT WITH ELECTORATE	5	20
a	Evidence of a written Programme of meetings with Electorate	0	5
b	Existence of Office or coordinating office	2	2
c	Functional Office or coordinating office	3	3
d	Evidence of Reports of decisions of the Council taken to the electorate	0	5
e	Issues raised by electorate taken to council	0	5
	3 PARTICIPATION IN COMMUNAL AND DEVELOPMENT ACTIVITIES IN HIS/HER ELECTORAL AREA	4	15
a	Projects initiated	1	5
b	Provided Written advice as contributions to communal projects	0	2
c	Material Contributions to communal projects	3	3
d	Signed one Memorandum of Understanding (MoU) / evidence of Lobbying a development partner	0	3
e	Implemented MoU	0	2
	4 PARTICIPATION IN LOWER LOCAL GOVERNMENT	2	10
a	Attendance in sub - county Council sessions	2	5
b	Evidence of giving feedback to the sub-county Council from District Council.	0	5
	5 SERVICE DELIVERY ON NATIONAL PRIORITY PROGRAMME AREAS	18	30
a	Monitoring and giving feedback to council	5	5
b	Attended NAADS/PMA /other programs meetings	0	5
c	Attended functional Adult literacy session	0	5
d	Visited Health units in the constituent sub-county	5	5
e	Visited schools in every sub-county	5	5
f	Participated in a Radio Talk show in any media.	1	1
g	Participated in a Television Talk show in any media.	0	1
h	Written an article in a News Paper	0	1
i	Participated in an activity that promotes Sustainable Environment and Natural Resource Use	2	2
	TOTAL	48	100

Name: Ogentho Mary
Constituency: Atyak/Nyapea
Score: 48

		Actual Score	Maximum Score
1 LEGISLATIVE ROLE		20	25
a	Participation in plenary session	5	5
b	Participation in Committees	5	5
c	Moved motion without notice	2	2
d	Moved motion on notice	3	3
e	Regular attendance of plenary	3	3
f	Regular attendance of committee	2	2
g	Special knowledge to council	0	2
h	Special knowledge to committee	0	2
g	Special knowledge Explanation on issue	0	1
2 CONTACT WITH ELECTORATE		5	20
a	Evidence of a written Programme of meetings with Electorate	0	5
b	Existence of Office or coordinating office	0	2
c	Functional Office or coordinating office	0	3
d	Evidence of Reports of decisions of the Council taken to the electorate	0	5
e	Issues raised by electorate taken to council	5	5
3 PARTICIPATION IN COMMUNAL AND DEVELOPMENT ACTIVITIES IN HIS/HER ELECTORAL AREA		3	15
a	Projects initiated	0	5
b	Provided Written advice as contributions to communal projects	0	2
c	Material Contributions to communal projects	3	3
d	Signed one Memorandum of Understanding (MoU) / evidence of Lobbying a development partner	0	3
e	Implemented MoU	0	2
4 PARTICIPATION IN LOWER LOCAL GOVERNMENT		2	10
a	Attendance in sub - county Council sessions	2	5
b	Evidence of giving feedback to the sub-county Council from District Council.	0	5
5 SERVICE DELIVERY ON NATIONAL PRIORITY PROGRAMME AREAS		18	30
a	Monitoring and giving feedback to council	5	5
b	Attended NAADS/PMA /other programs meetings	0	5
c	Attended functional Adult literacy session	0	5
d	Visited Health units in the constituent sub-county	5	5
e	Visited schools in every sub-county	5	5
f	Participated in a Radio Talk show in any media.	1	1
g	Participated in a Television Talk show in any media.	0	1
h	Written an article in a News Paper	0	1
i	Participated in an activity that promotes Sustainable Environment and Natural Resource Use	2	2
TOTAL		48	100

Name: Binega V Proscia
Constituency: Panyango/Wedelai
Score: 48

		Actual Score	Maximum Score
1 LEGISLATIVE ROLE		14	25
a	Participation in plenary session	4	5
b	Participation in Committees	4	5
c	Moved motion without notice	0	2
d	Moved motion on notice	3	3
e	Regular attendance of plenary	1	3
f	Regular attendance of committee	2	2
g	Special knowledge to council	0	2
h	Special knowledge to committee	0	2
g	Special knowledge Explanation on issue	0	1
2 CONTACT WITH ELECTORATE		7	20
a	Evidence of a written Programme of meetings with Electorate	5	5
b	Existence of Office or coordinating office	0	2
c	Functional Office or coordinating office	0	3
d	Evidence of Reports of decisions of the Council taken to the electorate	1	5
e	Issues raised by electorate taken to council	1	5
3 PARTICIPATION IN COMMUNAL AND DEVELOPMENT ACTIVITIES IN HIS/HER ELECTORAL AREA		3	15
a	Projects initiated	0	5
b	Provided Written advice as contributions to communal projects	0	2
c	Material Contributions to communal projects	3	3
d	Signed one Memorandum of Understanding (MoU) / evidence of Lobbying a development partner	0	3
e	Implemented MoU	0	2
4 PARTICIPATION IN LOWER LOCAL GOVERNMENT		5	10
a	Attendance in sub - county Council sessions	5	5
b	Evidence of giving feedback to the sub-county Council from District Council.	0	5
5 SERVICE DELIVERY ON NATIONAL PRIORITY PROGRAMME AREAS		19	30
a	Monitoring and giving feedback to council	5	5
b	Attended NAADS/PMA /other programs meetings	0	5
c	Attended functional Adult literacy session	5	5
d	Visited Health units in the constituent sub-county	2	5
e	Visited schools in every sub-county	5	5
f	Participated in a Radio Talk show in any media.	0	1
g	Participated in a Television Talk show in any media.	0	1
h	Written an article in a News Paper	0	1
i	Participated in an activity that promotes Sustainable Environment and Natural Resource Use	2	2
TOTAL		48	100

Name: Ongei Francis
Constituency: PackwachTC
Score: 48

		Actual Scores	Maximum Score
	1 LEGISLATIVE ROLE	20	25
a	Participation in plenary session	5	5
b	Participation in Committees	5	5
c	Moved motion without notice	2	2
d	Moved motion on notice	3	3
e	Regular attendance of plenary	3	3
f	Regular attendance of committee	2	2
g	Special knowledge to council	0	2
h	Special knowledge to committee	0	2
g	Special knowledge Explanation on issue	0	1
	2 CONTACT WITH ELECTORATE	5	20
a	Evidence of a written Programme of meetings with Electorate	0	5
b	Existence of Office or coordinating office	0	2
c	Functional Office or coordinating office	0	3
d	Evidence of Reports of decisions of the Council taken to the electorate	0	5
e	Issues raised by electorate taken to council	5	5
	3 PARTICIPATION IN COMMUNAL AND DEVELOPMENT ACTIVITIES IN HIS/HER ELECTORAL AREA	3	15
a	Projects initiated	0	5
b	Provided Written advice as contributions to communal projects	0	2
c	Material Contributions to communal projects	3	3
d	Signed one Memorandum of Understanding (MoU) / evidence of Lobbying a development partner	0	3
e	Implemented MoU	0	2
	4 PARTICIPATION IN LOWER LOCAL GOVERNMENT	2	10
a	Attendance in sub - county Council sessions	2	5
b	Evidence of giving feedback to the sub-county Council from District Council.	0	5
	5 SERVICE DELIVERY ON NATIONAL PRIORITY PROGRAMME AREAS	23	30
a	Monitoring and giving feedback to council	5	5
b	Attended NAADS/PMA /other programs meetings	0	5
c	Attended functional Adult literacy session	0	5
d	Visited Health units in the constituent sub-county	5	5
e	Visited schools in every sub-county	5	5
f	Participated in a Radio Talk show in any media.	1	1
g	Participated in a Television Talk show in any media.	0	1
h	Written an article in a News Paper	0	1
i	Participated in an activity that promotes Sustainable Environment and Natural Resource Use	2	2
	TOTAL	48	100

Name: Kumakech Jackie
Constituency: Youth
Score: 48

		Actual Score	Maximum Score
1 LEGISLATIVE ROLE		15	25
a	Participation in plenary session	5	5
b	Participation in Committees	5	5
c	Moved motion without notice	0	2
d	Moved motion on notice	0	3
e	Regular attendance of plenary	3	3
f	Regular attendance of committee	2	2
g	Special knowledge to council	0	2
h	Special knowledge to committee	0	2
g	Special knowledge Explanation on issue	0	1
2 CONTACT WITH ELECTORATE		5	20
a	Evidence of a written Programme of meetings with Electorate	5	5
b	Existence of Office or coordinating office	0	2
c	Functional Office or coordinating office	0	3
d	Evidence of Reports of decisions of the Council taken to the electorate	0	5
e	Issues raised by electorate taken to council	0	5
PARTICIPATION IN COMMUNAL AND DEVELOPMENT ACTIVITIES IN HIS/HER ELECTORAL AREA		3	15
a	Projects initiated	0	5
b	Provided Written advice as contributions to communal projects	0	2
c	Material Contributions to communal projects	3	3
d	Signed one Memorandum of Understanding (MoU) / evidence of Lobbying a development partner	0	3
e	Implemented MoU	0	2
4 PARTICIPATION IN LOWER LOCAL GOVERNMENT		2	10
a	Attendance in sub - county Council sessions	2	5
b	Evidence of giving feedback to the sub-county Council from District Council.	0	5
5SERVICE DELIVERY ON NATIONAL PRIORITY PROGRAMME AREAS		23	30
a	Monitoring and giving feedback to council	5	5
b	Attended NAADS/PMA /other programs meetings	5	5
c	Attended functional Adult literacy session	0	5
d	Visited Health units in the constituent sub-county	5	5
e	Visited schools in every sub-county	5	5
f	Participated in a Radio Talk show in any media.	1	1
g	Participated in a Television Talk show in any media.	0	1
h	Written an article in a News Paper	0	1
i	Participated in an activity that promotes Sustainable Environment and Natural Resource Use	2	2
TOTAL		48	100

Name: Okumu Kwonga Andrew
Constituency: Paidah
Score: 47

		Actual Score	Maximum Score
	1 LEGISLATIVE ROLE	20	25
a	Participation in plenary session	5	5
b	Participation in Committees	5	5
c	Moved motion without notice	2	2
d	Moved motion on notice	3	3
e	Regular attendance of plenary	3	3
f	Regular attendance of committee	2	2
g	Special knowledge to council	0	2
h	Special knowledge to committee	0	2
g	Special knowledge Explanation on issue	0	1
	2 CONTACT WITH ELECTORATE	5	20
a	Evidence of a written Programme of meetings with Electorate	0	5
b	Existence of Office or coordinating office	0	2
c	Functional Office or coordinating office	0	3
d	Evidence of Reports of decisions of the Council taken to the electorate	0	5
e	Issues raised by electorate taken to council	5	5
	3 PARTICIPATION IN COMMUNAL AND DEVELOPMENT ACTIVITIES IN HIS/HER ELECTORAL AREA	3	15
a	Projects initiated	0	5
b	Provided Written advice as contributions to communal projects	0	2
c	Material Contributions to communal projects	3	3
d	Signed one Memorandum of Understanding (MoU) / evidence of Lobbying a development partner	0	3
e	Implemented MoU	0	2
	4PARTICIPATION IN LOWER LOCAL GOVERNMENT	2	10
a	Attendance in sub - county Council sessions	2	5
b	Evidence of giving feedback to the sub-county Council from District Council.	0	5
	5 SERVICE DELIVERY ON NATIONAL PRIORITY PROGRAMME AREAS	17	30
a	Monitoring and giving feedback to council	5	5
b	Attended NAADS/PMA /other programs meetings	0	5
c	Attended functional Adult literacy session	0	5
d	Visited Health units in the constituent sub-county	5	5
e	Visited schools in every sub-county	5	5
f	Participated in a Radio Talk show in any media.	0	1
g	Participated in a Television Talk show in any media.	0	1
h	Written an article in a News Paper	0	1
i	Participated in an activity that promotes Sustainable Environment and Natural Resource Use	2	2
	TOTAL	47	100

Name: Onyutha Sam
Constituency: Wadelia
Score: 47

		Actual Scores	Maximum Score
1 LEGISLATIVE ROLE		15	25
a	Participation in plenary session	5	5
b	Participation in Committees	5	5
c	Moved motion without notice	0	2
d	Moved motion on notice	0	3
e	Regular attendance of plenary	3	3
f	Regular attendance of committee	2	2
g	Special knowledge to council	0	2
h	Special knowledge to committee	0	2
g	Special knowledge Explanation on issue	0	1
2 CONTACT WITH ELECTORATE		7	20
a	Evidence of a written Programme of meetings with Electorate	5	5
b	Existence of Office or coordinating office	0	2
c	Functional Office or coordinating office	0	3
d	Evidence of Reports of decisions of the Council taken to the electorate	1	5
e	Issues raised by electorate taken to council	1	5
3 PARTICIPATION IN COMMUNAL AND DEVELOPMENT ACTIVITIES IN HIS/HER ELECTORAL AREA		3	15
a	Projects initiated	0	5
b	Provided Written advice as contributions to communal projects	0	2
c	Material Contributions to communal projects	3	3
d	Signed one Memorandum of Understanding (MoU) / evidence of Lobbying a development partner	0	3
e	Implemented MoU	0	2
4 PARTICIPATION IN LOWER LOCAL GOVERNMENT		0	10
a	Attendance in sub - county Council sessions	0	5
b	Evidence of giving feedback to the sub-county Council from District Council.	0	5
5 SERVICE DELIVERY ON NATIONAL PRIORITY PROGRAMME AREAS		22	30
a	Monitoring and giving feedback to council	5	5
b	Attended NAADS/PMA /other programs meetings	5	5
c	Attended functional Adult literacy session	0	5
d	Visited Health units in the constituent sub-county	5	5
e	Visited schools in every sub-county	5	5
f	Participated in a Radio Talk show in any media.	0	1
g	Participated in a Television Talk show in any media.	0	1
h	Written an article in a News Paper	0	1
i	Participated in an activity that promotes Sustainable Environment and Natural Resource Use	2	2
TOTAL		47	100

Name: Chombe Muchek
Constituency: Nebbi T/C
Score: 43

		Actual Score	Maximum Score
1 LEGISLATIVE ROLE		13	25
a	Participation in plenary session	3	5
b	Participation in Committees	5	5
c	Moved motion without notice	0	2
d	Moved motion on notice	0	3
e	Regular attendance of plenary	3	3
f	Regular attendance of committee	2	2
g	Special knowledge to council	0	2
h	Special knowledge to committee	0	2
g	Special knowledge Explanation on issue	0	1
2 CONTACT WITH ELECTORATE		5	20
a	Evidence of a written Programme of meetings with Electorate	0	5
b	Existence of Office or coordinating office	0	2
c	Functional Office or coordinating office	0	3
d	Evidence of Reports of decisions of the Council taken to the electorate	0	5
e	Issues raised by electorate taken to council	5	5
3 PARTICIPATION IN COMMUNAL AND DEVELOPMENT ACTIVITIES IN HIS/HER ELECTORAL AREA		3	15
a	Projects initiated	0	5
b	Provided Written advice as contributions to communal projects	0	2
c	Material Contributions to communal projects	3	3
d	Signed one Memorandum of Understanding (MoU) / evidence of Lobbying a development partner	0	3
e	Implemented MoU	0	2
4 PARTICIPATION IN LOWER LOCAL GOVERNMENT		5	10
a	Attendance in sub - county Council sessions	5	5
b	Evidence of giving feedback to the sub-county Council from District Council.	0	5
5 SERVICE DELIVERY ON NATIONAL PRIORITY PROGRAMME AREAS		17	30
a	Monitoring and giving feedback to council	5	5
b	Attended NAADS/PMA /other programs meetings	0	5
c	Attended functional Adult literacy session	0	5
d	Visited Health units in the constituent sub-county	5	5
e	Visited schools in every sub-county	5	5
f	Participated in a Radio Talk show in any media.	0	1
g	Participated in a Television Talk show in any media.	0	1
h	Written an article in a News Paper	0	1
i	Participated in an activity that promotes Sustainable Environment and Natural Resource Use	2	2
TOTAL		43	100

Name: Wathum Lawrence
Constituency: PWDs Male
Score: 41

		Actual Scores	Maximum Score
	1 LEGISLATIVE ROLE	15	25
a	Participation in plenary session	5	5
b	Participation in Committees	5	5
c	Moved motion without notice	0	2
d	Moved motion on notice	0	3
e	Regular attendance of plenary	3	3
f	Regular attendance of committee	2	2
g	Special knowledge to council	0	2
h	Special knowledge to committee	0	2
g	Special knowledge Explanation on issue	0	1
	2 CONTACT WITH ELECTORATE	5	20
a	Evidence of a written Programme of meetings with Electorate	5	5
b	Existence of Office or coordinating office	0	2
c	Functional Office or coordinating office	0	3
d	Evidence of Reports of decisions of the Council taken to the electorate	0	5
e	Issues raised by electorate taken to council	0	5
	3.PARTICIPATION IN COMMUNAL AND DEVELOPMENT ACTIVITIES IN HIS/HER ELECTORAL AREA	3	15
a	Projects initiated	0	5
b	Provided Written advice as contributions to communal projects	0	2
c	Material Contributions to communal projects	3	3
d	Signed one Memorandum of Understanding (MoU) / evidence of Lobbying a development partner	0	3
e	Implemented MoU	0	2
	4 PARTICIPATION IN LOWER LOCAL GOVERNMENT	0	10
a	Attendance in sub - county Council sessions	0	5
b	Evidence of giving feedback to the sub-county Council from District Council.	0	5
	5 SERVICE DELIVERY ON NATIONAL PRIORITY PROGRAMME AREAS	18	30
a	Monitoring and giving feedback to council	5	5
b	Attended NAADS/PMA /other programs meetings	0	5
c	Attended functional Adult literacy session	0	5
d	Visited Health units in the constituent sub-county	5	5
e	Visited schools in every sub-county	5	5
f	Participated in a Radio Talk show in any media.	1	1
g	Participated in a Television Talk show in any media.	0	1
h	Written an article in a News Paper	0	1
i	Participated in an activity that promotes Sustainable Environment and Natural Resource Use	2	2
	TOTAL	41	100

Name: Wabitho Hillary
Constituency: Atyak
Score: 40

		Actual Score	Maximum Score
1 LEGISLATIVE ROLE		17	25
a	Participation in plenary session	5	5
b	Participation in Committees	5	5
c	Moved motion without notice	2	2
d	Moved motion on notice	0	3
e	Regular attendance of plenary	3	3
f	Regular attendance of committee	2	2
g	Special knowledge to council	0	2
h	Special knowledge to committee	0	2
g	Special knowledge Explanation on issue	0	1
2 CONTACT WITH ELECTORATE		0	20
a	Evidence of a written Programme of meetings with Electorate	0	5
b	Existence of Office or coordinating office	0	2
c	Functional Office or coordinating office	0	3
d	Evidence of Reports of decisions of the Council taken to the electorate	0	5
e	Issues raised by electorate taken to council	0	5
3 PARTICIPATION IN COMMUNAL AND DEVELOPMENT ACTIVITIES IN HIS/HER ELECTORAL AREA		3	15
a	Projects initiated	0	5
b	Provided Written advice as contributions to communal projects	0	2
c	Material Contributions to communal projects	3	3
d	Signed one Memorandum of Understanding (MoU) / evidence of Lobbying a development partner	0	3
e	Implemented MoU	0	2
4 PARTICIPATION IN LOWER LOCAL GOVERNMENT		5	10
a	Attendance in sub - county Council sessions	5	5
b	Evidence of giving feedback to the sub-county Council from District Council.	0	5
5SERVICE DELIVERY ON NATIONAL PRIORITY PROGRAMME AREAS		15	30
a	Monitoring and giving feedback to council	5	5
b	Attended NAADS/PMA /other programs meetings	0	5
c	Attended functional Adult literacy session	0	5
d	Visited Health units in the constituent sub-county	5	5
e	Visited schools in every sub-county	5	5
f	Participated in a Radio Talk show in any media.	0	1
g	Participated in a Television Talk show in any media.	0	1
h	Written an article in a News Paper	0	1
i	Participated in an activity that promotes Sustainable Environment and Natural Resource Use	0	2
TOTAL		40	100

Name: Nimungu Claire D
Constituency: PWD
Score: 40

		Actual Score	Maximum Score
1 LEGISLATIVE ROLE		12	25
a	Participation in plenary session	2	5
b	Participation in Committees	5	5
c	Moved motion without notice	0	2
d	Moved motion on notice	0	3
e	Regular attendance of plenary	3	3
f	Regular attendance of committee	2	2
g	Special knowledge to council	0	2
h	Special knowledge to committee	0	2
g	Special knowledge Explanation on issue	0	1
2 CONTACT WITH ELECTORATE		5	20
a	Evidence of a written Programme of meetings with Electorate	0	5
b	Existence of Office or coordinating office	2	2
c	Functional Office or coordinating office	3	3
d	Evidence of Reports of decisions of the Council taken to the electorate	0	5
e	Issues raised by electorate taken to council	0	5
3 PARTICIPATION IN COMMUNAL AND DEVELOPMENT ACTIVITIES IN HIS/HER ELECTORAL AREA		8	15
a	Projects initiated	5	5
b	Provided Written advice as contributions to communal projects	0	2
c	Material Contributions to communal projects	3	3
d	Signed one Memorandum of Understanding (MoU) / evidence of Lobbying a development partner	0	3
e	Implemented MoU	0	2
4 PARTICIPATION IN LOWER LOCAL GOVERNMENT		0	10
a	Attendance in sub - county Council sessions	0	5
b	Evidence of giving feedback to the sub-county Council from District Council.	0	5
5 SERVICE DELIVERY ON NATIONAL PRIORITY PROGRAMME AREAS		15	30
a	Monitoring and giving feedback to council	5	5
b	Attended NAADS/PMA /other programs meetings	0	5
c	Attended functional Adult literacy session	0	5
d	Visited Health units in the constituent sub-county	5	5
e	Visited schools in every sub-county	5	5
f	Participated in a Radio Talk show in any media.	0	1
g	Participated in a Television Talk show in any media.	0	1
h	Written an article in a News Paper	0	1
i	Participated in an activity that promotes Sustainable Environment and Natural Resource Use	0	2
TOTAL		40	100

Name: Nimungu Fred
Constituency: Kango
Score: 40

		Actual Score	Maximum Score
1 LEGISLATIVE ROLE		18	25
a	Participation in plenary session	5	5
b	Participation in Committees	5	5
c	Moved motion without notice	2	2
d	Moved motion on notice	3	3
e	Regular attendance of plenary	1	3
f	Regular attendance of committee	2	2
g	Special knowledge to council	0	2
h	Special knowledge to committee	0	2
g	Special knowledge Explanation on issue	0	1
2 CONTACT WITH ELECTORATE		0	20
a	Evidence of a written Programme of meetings with Electorate	0	5
b	Existence of Office or coordinating office	0	2
c	Functional Office or coordinating office	0	3
d	Evidence of Reports of decisions of the Council taken to the electorate	0	5
e	Issues raised by electorate taken to council	0	5
3 PARTICIPATION IN COMMUNAL AND DEVELOPMENT ACTIVITIES IN HIS/HER ELECTORAL AREA		3	15
a	Projects initiated	0	5
b	Provided Written advice as contributions to communal projects	0	2
c	Material Contributions to communal projects	3	3
d	Signed one Memorandum of Understanding (MoU) / evidence of Lobbying a development partner	0	3
e	Implemented MoU	0	2
4 PARTICIPATION IN LOWER LOCAL GOVERNMENT		2	10
a	Attendance in sub - county Council sessions	2	5
b	Evidence of giving feedback to the sub-county Council from District Council.	0	5
5 SERVICE DELIVERY ON NATIONAL PRIORITY PROGRAMME AREAS		17	30
a	Monitoring and giving feedback to council	5	5
b	Attended NAADS/PMA /other programs meetings	0	5
c	Attended functional Adult literacy session	0	5
d	Visited Health units in the constituent sub-county	5	5
e	Visited schools in every sub-county	5	5
f	Participated in a Radio Talk show in any media.	0	1
g	Participated in a Television Talk show in any media.	0	1
h	Written an article in a News Paper	0	1
i	Participated in an activity that promotes Sustainable Environment and Natural Resource Use	2	2
TOTAL		40	100

Name: Oyiki Jovan Jax
Constituency: Jang-Okoro
Score: 38

		Actual Scores	Maximum Score
	1 LEGISLATIVE ROLE	18	25
a	Participation in plenary session	5	5
b	Participation in Committees	5	5
c	Moved motion without notice	0	2
d	Moved motion on notice	3	3
e	Regular attendance of plenary	3	3
f	Regular attendance of committee	2	2
g	Special knowledge to council	0	2
h	Special knowledge to committee	0	2
g	Special knowledge Explanation on issue	0	1
	2 CONTACT WITH ELECTORATE	0	20
a	Evidence of a written Programme of meetings with Electorate	0	5
b	Existence of Office or coordinating office	0	2
c	Functional Office or coordinating office	0	3
d	Evidence of Reports of decisions of the Council taken to the electorate	0	5
e	Issues raised by electorate taken to council	0	5
	3 PARTICIPATION IN COMMUNAL AND DEVELOPMENT ACTIVITIES IN HIS/HER ELECTORAL AREA	3	15
a	Projects initiated	0	5
b	Provided Written advice as contributions to communal projects	0	2
c	Material Contributions to communal projects	3	3
d	Signed one Memorandum of Understanding (MoU) / evidence of Lobbying a development partner	0	3
e	Implemented MoU	0	2
	4 PARTICIPATION IN LOWER LOCAL GOVERNMENT	2	10
a	Attendance in sub - county Council sessions	2	5
b	Evidence of giving feedback to the sub-county Council from District Council.	0	5
	5 SERVICE DELIVERY ON NATIONAL PRIORITY PROGRAMME AREAS	15	30
a	Monitoring and giving feedback to council	5	5
b	Attended NAADS/PMA /other programs meetings	0	5
c	Attended functional Adult literacy session	0	5
d	Visited Health units in the constituent sub-county	5	5
e	Visited schools in every sub-county	5	5
f	Participated in a Radio Talk show in any media.	0	1
g	Participated in a Television Talk show in any media.	0	1
h	Written an article in a News Paper	0	1
i	Participated in an activity that promotes Sustainable Environment and Natural Resource Use	0	2
	TOTAL	38	100

Name: Acen Dorine
Constituency: Nebbi T/C/ SC
Score: 37

		Actual Scores	Maximum Score
1	LEGISLATIVE ROLE	12	25
a	Participation in plenary session	2	5
b	Participation in Committees	5	5
c	Moved motion without notice	0	2
d	Moved motion on notice	0	3
e	Regular attendance of plenary	3	3
f	Regular attendance of committee	2	2
g	Special knowledge to council	0	2
h	Special knowledge to committee	0	2
g	Special knowledge Explanation on issue	0	1
	2 CONTACT WITH ELECTORATE	0	20
a	Evidence of a written Programme of meetings with Electorate	0	5
b	Existence of Office or coordinating office	0	2
c	Functional Office or coordinating office	0	3
d	Evidence of Reports of decisions of the Council taken to the electorate	0	5
e	Issues raised by electorate taken to council	0	5
	3 PARTICIPATION IN COMMUNAL AND DEVELOPMENT ACTIVITIES IN HIS/HER ELECTORAL AREA	3	15
a	Projects initiated	0	5
b	Provided Written advice as contributions to communal projects	0	2
c	Material Contributions to communal projects	3	3
d	Signed one Memorandum of Understanding (MoU) / evidence of Lobbying a development partner	0	3
e	Implemented MoU	0	2
	4PARTICIPATION IN LOWER LOCAL GOVERNMENT	5	10
a	Attendance in sub - county Council sessions	5	5
b	Evidence of giving feedback to the sub-county Council from District Council.	0	5
	5 SERVICE DELIVERY ON NATIONAL PRIORITY PROGRAMME AREAS	17	30
a	Monitoring and giving feedback to council	5	5
b	Attended NAADS/PMA /other programs meetings	0	5
c	Attended functional Adult literacy session	0	5
d	Visited Health units in the constituent sub-county	5	5
e	Visited schools in every sub-county	5	5
f	Participated in a Radio Talk show in any media.	0	1
g	Participated in a Television Talk show in any media.	0	1
h	Written an article in a News Paper	0	1
i	Participated in an activity that promotes Sustainable Environment and Natural Resource Use	2	2
	TOTAL	37	100

Name: **Ogaba Charles**
 Constituency: **Nyaravur**
 Score: **37**

		Actual Scores	Maximum Score
1 LEGISLATIVE ROLE		10	25
a	Participation in plenary session	2	5
b	Participation in Committees	5	5
c	Moved motion without notice	0	2
d	Moved motion on notice	0	3
e	Regular attendance of plenary	1	3
f	Regular attendance of committee	2	2
g	Special knowledge to council	0	2
h	Special knowledge to committee	0	2
g	Special knowledge Explanation on issue	0	1
2 CONTACT WITH ELECTORATE		5	20
a	Evidence of a written Programme of meetings with Electorate	0	5
b	Existence of Office or coordinating office	0	2
c	Functional Office or coordinating office	0	3
d	Evidence of Reports of decisions of the Council taken to the electorate	0	5
e	Issues raised by electorate taken to council	5	5
3 PARTICIPATION IN COMMUNAL AND DEVELOPMENT ACTIVITIES IN HIS/HER ELECTORAL AREA		3	15
a	Projects initiated	0	5
b	Provided Written advice as contributions to communal projects	0	2
c	Material Contributions to communal projects	3	3
d	Signed one Memorandum of Understanding (MoU) / evidence of Lobbying a development partner	0	3
e	Implemented MoU	0	2
4 PARTICIPATION IN LOWER LOCAL GOVERNMENT		2	10
a	Attendance in sub - county Council sessions	2	5
b	Evidence of giving feedback to the sub-county Council from District Council.	0	5
5 SERVICE DELIVERY ON NATIONAL PRIORITY PROGRAMME AREAS		17	30
a	Monitoring and giving feedback to council	5	5
b	Attended NAADS/PMA /other programs meetings	0	5
c	Attended functional Adult literacy session	0	5
d	Visited Health units in the constituent sub-county	5	5
e	Visited schools in every sub-county	5	5
f	Participated in a Radio Talk show in any media.	0	1
g	Participated in a Television Talk show in any media.	0	1
h	Written an article in a News Paper	0	1
i	Participated in an activity that promotes Sustainable Environment and Natural Resource Use	2	2
TOTAL		37	100

Name: Ruth Fualiera
Constituency: Zeu
Score: 36

		Actual Scores	Maximum Score
1	LEGISLATIVE ROLE	15	25
a	Participation in plenary session	5	5
b	Participation in Committees	5	5
c	Moved motion without notice	0	2
d	Moved motion on notice	0	3
e	Regular attendance of plenary	3	3
f	Regular attendance of committee	2	2
g	Special knowledge to council	0	2
h	Special knowledge to committee	0	2
g	Special knowledge Explanation on issue	0	1
	2 CONTACT WITH ELECTORATE	0	20
a	Evidence of a written Programme of meetings with Electorate	0	5
b	Existence of Office or coordinating office	0	2
c	Functional Office or coordinating office	0	3
d	Evidence of Reports of decisions of the Council taken to the electorate	0	5
e	Issues raised by electorate taken to council	0	5
	PARTICIPATION IN COMMUNAL AND DEVELOPMENT ACTIVITIES IN HIS/HER ELECTORAL AREA	3	15
a	Projects initiated	0	5
b	Provided Written advice as contributions to communal projects	0	2
c	Material Contributions to communal projects	3	3
d	Signed one Memorandum of Understanding (MoU) / evidence of Lobbying a development partner	0	3
e	Implemented MoU	0	2
	4 PARTICIPATION IN LOWER LOCAL GOVERNMENT	0	10
a	Attendance in sub - county Council sessions	0	5
b	Evidence of giving feedback to the sub-county Council from District Council.	0	5
	5 SERVICE DELIVERY ON NATIONAL PRIORITY PROGRAMME AREAS	18	30
a	Monitoring and giving feedback to council	5	5
b	Attended NAADS/PMA /other programs meetings	0	5
c	Attended functional Adult literacy session	0	5
d	Visited Health units in the constituent sub-county	5	5
e	Visited schools in every sub-county	5	5
f	Participated in a Radio Talk show in any media.	1	1
g	Participated in a Television Talk show in any media.	0	1
h	Written an article in a News Paper	0	1
i	Participated in an activity that promotes Sustainable Environment and Natural Resource Use	2	2
	TOTAL	36	100

Name: Angala Celestina
Constituency: Paidah T/C
Score: 31

		Actual Score	Maximum Score
1	LEGISLATIVE ROLE	13	25
a	Participation in plenary session	5	5
b	Participation in Committees	5	5
c	Moved motion without notice	0	2
d	Moved motion on notice	0	3
e	Regular attendance of plenary	1	3
f	Regular attendance of committee	2	2
g	Special knowledge to council	0	2
h	Special knowledge to committee	0	2
g	Special knowledge Explanation on issue	0	1
2	CONTACT WITH ELECTORATE	0	20
a	Evidence of a written Programme of meetings with Electorate	0	5
b	Existence of Office or coordinating office	0	2
c	Functional Office or coordinating office	0	3
d	Evidence of Reports of decisions of the Council taken to the electorate	0	5
e	Issues raised by electorate taken to council	0	5
	3 PARTICIPATION IN COMMUNAL AND DEVELOPMENT ACTIVITIES IN HIS/HER ELECTORAL AREA	3	15
a	Projects initiated	0	5
b	Provided Written advice as contributions to communal projects	0	2
c	Material Contributions to communal projects	3	3
d	Signed one Memorandum of Understanding (MoU) / evidence of Lobbying a development partner	0	3
e	Implemented MoU	0	2
	4 PARTICIPATION IN LOWER LOCAL GOVERNMENT	5	10
a	Attendance in sub - county Council sessions	5	5
b	Evidence of giving feedback to the sub-county Council from District Council.	0	5
	5 SERVICE DELIVERY ON NATIONAL PRIORITY PROGRAMME AREAS	10	30
a	Monitoring and giving feedback to council	5	5
b	Attended NAADS/PMA /other programs meetings	0	5
c	Attended functional Adult literacy session	0	5
d	Visited Health units in the constituent sub-county	0	5
e	Visited schools in every sub-county	5	5
f	Participated in a Radio Talk show in any media.	0	1
g	Participated in a Television Talk show in any media.	0	1
h	Written an article in a News Paper	0	1
i	Participated in an activity that promotes Sustainable Environment and Natural Resource Use	0	2
	TOTAL	31	100

Name: Azazu Gloria
Constituency: Kango
Score: 31

		Actual Score	Maximum Score
	1 LEGISLATIVE ROLE	10	25
a	Participation in plenary session	0	5
b	Participation in Committees	5	5
c	Moved motion without notice	0	2
d	Moved motion on notice	0	3
e	Regular attendance of plenary	3	3
f	Regular attendance of committee	2	2
g	Special knowledge to council	0	2
h	Special knowledge to committee	0	2
g	Special knowledge Explanation on issue	0	1
	2 CONTACT WITH ELECTORATE	1	20
a	Evidence of a written Programme of meetings with Electorate	0	5
b	Existence of Office or coordinating office	0	2
c	Functional Office or coordinating office	0	3
d	Evidence of Reports of decisions of the Council taken to the electorate	0	5
e	Issues raised by electorate taken to council	1	5
	3 PARTICIPATION IN COMMUNAL AND DEVELOPMENT ACTIVITIES IN HIS/HER ELECTORAL AREA	3	15
a	Projects initiated	0	5
b	Provided Written advice as contributions to communal projects	0	2
c	Material Contributions to communal projects	3	3
d	Signed one Memorandum of Understanding (MoU) / evidence of Lobbying a development partner	0	3
e	Implemented MoU	0	2
	4 PARTICIPATION IN LOWER LOCAL GOVERNMENT	2	10
a	Attendance in sub - county Council sessions	2	5
b	Evidence of giving feedback to the sub-county Council from District Council.	0	5
	5 SERVICE DELIVERY ON NATIONAL PRIORITY PROGRAMME AREAS	15	30
a	Monitoring and giving feedback to council	5	5
b	Attended NAADS/PMA /other programs meetings	0	5
c	Attended functional Adult literacy session	0	5
d	Visited Health units in the constituent sub-county	5	5
e	Visited schools in every sub-county	5	5
f	Participated in a Radio Talk show in any media.	0	1
g	Participated in a Television Talk show in any media.	0	1
h	Written an article in a News Paper	0	1
i	Participated in an activity that promotes Sustainable Environment and Natural Resource Use	0	2
	TOTAL	31	100

Name: Amoditho Rose
Constituency: Jangokoko
Score: 30

		Actual Score	Maximum Score
1 LEGISLATIVE ROLE		10	25
a	Participation in plenary session	0	5
b	Participation in Committees	5	5
c	Moved motion without notice	0	2
d	Moved motion on notice	0	3
e	Regular attendance of plenary	3	3
f	Regular attendance of committee	2	2
g	Special knowledge to council	0	2
h	Special knowledge to committee	0	2
g	Special knowledge Explanation on issue	0	1
2 CONTACT WITH ELECTORATE		0	20
a	Evidence of a written Programme of meetings with Electorate	0	5
b	Existence of Office or coordinating office	0	2
c	Functional Office or coordinating office	0	3
d	Evidence of Reports of decisions of the Council taken to the electorate	0	5
e	Issues raised by electorate taken to council	0	5
3 PARTICIPATION IN COMMUNAL AND DEVELOPMENT ACTIVITIES IN HIS/HER ELECTORAL AREA		3	15
a	Projects initiated	0	5
b	Provided Written advice as contributions to communal projects	0	2
c	Material Contributions to communal projects	3	3
d	Signed one Memorandum of Understanding (MoU) / evidence of Lobbying a development partner	0	3
e	Implemented MoU	0	2
4 PARTICIPATION IN LOWER LOCAL GOVERNMENT		2	10
a	Attendance in sub - county Council sessions	2	5
b	Evidence of giving feedback to the sub-county Council from District Council.	0	5
5 SERVICE DELIVERY ON NATIONAL PRIORITY PROGRAMME AREAS		15	30
a	Monitoring and giving feedback to council	5	5
b	Attended NAADS/PMA /other programs meetings	0	5
c	Attended functional Adult literacy session	0	5
d	Visited Health units in the constituent sub-county	5	5
e	Visited schools in every sub-county	5	5
f	Participated in a Radio Talk show in any media.	0	1
g	Participated in a Television Talk show in any media.	0	1
h	Written an article in a News Paper	0	1
i	Participated in an activity that promotes Sustainable Environment and Natural Resource Use	0	2
TOTAL		30	100

Publications in these Series

Tumushabe, G.W., Bainomugisha, A., and Muhwezi, W., (2000). Towards Strategic Engagement: Government NGO Relations and the Quest for NGO Law Reform in Uganda. ACODE Policy Research Series, No. 1, 2000. Kampala.

Kameri-Mbote, P., (2000). The Operation Environment and Constraints for NGOs in Kenya: Strategies for Good Policy and Practice. ACODE Policy Research Series, No. 2, 2000. Kampala.

Tumushabe, G. W., (2001). The Precautionary Principle, Biotechnology and Environmental Litigation: Complexities in Litigating New and Emerging Environmental problems. ACODE Policy Research Series, No.3, 2001. Kampala.

Tumushabe, G. W., Mwebaza, R., and Naluwairo, R., (2001). Sustainably Utilizing our National Heritage: Legal Implications of the proposed Degazettement of Butamira Forest Reserve. ACODE Policy Research Series, No.4, 2001. Kampala.

Tumushabe, G. W., and Bainomugisha, A., et al: (2003). Sustainable Development Beyond Rio + 10- Consolidating Environmental Democracy in Uganda Through Access to Justice, Information and Participation. ACODE Policy Research Series, No. 5, 2003. Kampala.

Mugenyi, O., and Naluwairo, R., (2003). Uganda's Access to the European Union Agricultural Market: Challenges and Opportunities. ACODE Policy Research Series, No. 6, 2003. Kampala.

Mugenyi, O., and Nuwamanya, D., (2003). Democratizing EPA Negotiations: Challenges for Enhancing the Role of Non State Actors. ACODE Policy Research Series, No.7, 2003. Kampala.

Kameri-Mbote, P., (2004). Towards a Liability and Redress System under the Cartagena Protocol on Biosafety: A Review of the Kenya National Legal System. ACODE Policy Research Series, No. 8, 2004. Kampala.

Kabudi, P.J., (2004). Liability and Redress for Damage Caused by the Transboundary Movement of Living Modified Organisms (LMOs) under the Cartagena Protocol on Biosafety: A Review of Tanzania Legal System. ACODE Policy Research Series, No. 9, 2004. Kampala.

Tumushabe, G. W., and Bainomugisha, A., (2004). Constitutional Reforms and Environmental Legislative Representation in Uganda: A Case Study of Butamira Forest Reserves in Uganda. ACODE Policy Research Series, No. 10, 2004. Kampala.

Musiime, E., Kaizire, B., and Muwanga, M., (2005). Organic Agriculture in Uganda: The Need for A Coherent Policy Framework. ACODE Policy Research Series, No.11, 2005. Kampala.

Tumushabe, G.W., (2005). The Theoretical and Legal Foundations of Community-Based Property Rights in East Africa. ACODE Policy Research Series, No. 12, 2005. Kampala.

Bainomugisha, A., and Mushemeza, D., (2006). Deepening Democracy and Enhancing Sustainable Livelihoods in Uganda: An Independent Review of the Performance of Special Interest Groups in Parliament. ACODE Policy Research Series, No. 13, 2006. Kampala.

Mugenyi, O., and Zeija, F., (2006). The East African Customs Union Protocol: An Audit of the Stakeholders' Participation in the Negotiation Process. ACODE Policy Research Series, No.14, 2006. Kampala.

Naluwairo, R., (2006). From Concept to Action: The Protection and Promotion of Farmers' Rights in East Africa. ACODE Policy Research Series, No.15, 2006. Kampala.

Banomugisha, A., (2006). Political Parties, Political Change and Environmental Governance in Uganda: A Review of Political Parties Manifestos. ACODE Policy Research Series, No.16, 2006.

Tumushabe, G. W., and Musiime, E., (2006). Living on the Margins of Life: The Plight of the Batwa Communities of South Western Uganda. ACODE Policy Research Series, No.17, 2006. Kampala.

Naluwairo, R., and Tabaro, E., (2006). Promoting Food Security and Sustainable Agriculture through Facilitated Access to Plant Genetic Resources for Food and Agriculture: Understanding the Multilateral System of Access and Benefit Sharing. ACODE Policy Research Series, No.18, 2006. Kampala.

Bainomugisha, A., and Mushemeza, E. D., (2006). Monitoring Legislative Representation: Environmental Issues in the 7th Parliament of Uganda. ACODE Policy Research Series, No. 19, 2006. Kampala.

Bainomugisha, A., Kivengyere, H., and Tusasirwe, B., (2006). Escaping the Oil Curse and Making Poverty History: A Review of the Oil and Gas Policy and Legal Framework for Uganda. ACODE Policy Research Series, No. 20, 2006. Kampala.

Keizire, B. B., and Mugenyi, O., (2006). Mainstreaming Environment and Natural Resources Issues in selected Government Sectors: Status, Considerations and Recommendations. ACODE Policy Research Series, No. 21, 2006. Kampala.

Keizire, B. B., and Muhwezi, W. W., (2006). The Paradox of Poverty amidst Plenty in the Fish Product Chain in Uganda: The Case of Lake George. ACODE Policy Research Series, No. 22, 2006. Kampala.

Bainomugisha, A., Okello, J., and Ngoya, J., B., (2007). The Tragedy of Natural Resources Dependent Pastoral Communities: A Case of Teso-Karamoja Border Land

Conflict between Katakwi and Moroto Districts. ACODE Policy Research Series, No. 23, 2007. Kampala.

Nkabahona, A., Kandole, A., and Banura, C., (2007). Land Scarcity, Ethnic Marginalisation and Conflict in Uganda: The Case of Kasese District. ACODE Policy Research Series, No. 24, 2007. Kampala.

Kivengere, H., Kandole, A., (2007). Land, Ethnicity and Politics in Kibaale District. ACODE Policy Research Series, No. 25, 2007. Kampala.

Muhumuza, F., Kutegeka, S., and Wolimbwa, A., (2007). Wealth Distribution, Poverty and Timber Governance in Uganda: A Case Study of Budongo Forest Reserve. ACODE Policy Research Series, No. 26, 2007. Kampala.

Tumushabe, G. W., (2009). The Anatomy of Public Administration Expenditure in Uganda: The Cost of the Executive and its Implications for Poverty Eradication and Governance. ACODE Policy Research Series, No. 27, 2009. Kampala

Tumushabe, G., W., and Gariyo, Z., (2009). Ugandan Taxpayers' Burden: The Financial and Governance Costs of a Bloated Legislature. ACODE Policy Research Series, No. 28, 2009. Kampala.

Tumushabe, G., Bainomugisha, A., and Mugenyi, O., (2009). Land Tenure, Biodiversity and Post Conflict Transformation in Acholi Sub-Region: Resolving the Property Rights Dilemma. ACODE Policy Research Series No. 29, 2009. Kampala

Muhwezi, W., W., Bainomugisha, A., et.al., (2009). Oil Revenue Sharing Mechanisms: The Case of Uganda. ACODE Policy Research Series No. 30, 2009. Kampala

Tumushabe, G., et.al. (2010). Monitoring and Assessing the Performance of Local Government Councils in Uganda: Background, Methodology and Score Card. ACODE Policy Research Series, No. 31, 2010. Kampala.

Tumushabe, G., et.al. (2010). Uganda Local Government Councils Score Card Report 2008/09: A Comparative Analysis of Findings and Recommendations for Action. ACODE Policy Research Series, No. 32, 2010. Kampala.

Tucungwirwe, F., et.al. (2010). Local Government Councils Performance and the Quality of Service Delivery in Uganda: Kamuli District Council Score Card 2008/09. ACODE Policy Research Series, No. 33, 2010. Kampala.

Tucungwirwe, F., et.al. (2010). Local Government Councils Performance and the Quality of Service Delivery in Uganda: Mbale District Council Score Card 2008/09. ACODE Policy Research Series, No. 34, 2010. Kampala.

Ssemakula, E., G., et.al. (2010). Local Government Councils Performance and the Quality of Service Delivery in Uganda: Amuria District Council Score Card 2008/09. ACODE Policy Research Series, No. 35, 2010. Kampala.

ABOUT THE AUTHORS

Lillian Muyomba Tamale is a Research Fellow at ACODE. She is a graduate of Social Work and Social Administration (MUK) and has undergone training in Project Planning and Management, Strategic Planning and Human Resource Management at Uganda Management Institute, Kampala. She has expertise in the fields of Public Accountability, Transparency and people centred advocacy.

Owor Arthur is a Programme Director with Media Association of Northern Uganda (MANU), Researcher on Policy and Governance and Socio-political critique. He was a Teaching Assistant in Gulu University. Arthur Holds a Bachelor of Arts Degree in Social Sciences (MUK) and is pursuing an M. A in International Relations and Diplomatic Studies, MUK

Kumakech James is a Coordinator with Community Uplift and Welfare Development (CUWEDE) since 2006, He is a Researcher in Civic Competence, Budget Monitoring and Advocacy and is a Trainer in Poverty Resource Monitoring and Tracking, Holds a B.A in Development Studies with Gulu University

Ronnie Robert Rupiny is a member with FOWARD, a CBO in Nebbi, Holds a Bachelor of Arts Degree from MUK, Has 8 years experience in development work, works as Community Facilitator with NUSAF, and was Coordinator with Nebbi District NGO Forum.



Advocates Coalition for Development and Environment (ACODE)

Plot 96, Kanjokya Street, Kamwokya

P. O. Box 29836, Kampala

Tel: +256 414 7712150

Email: acode@acode-u.org; library@acode-u.org

Website: www.acode-u.org