

www.budget-acode.org  
www.budget.go.ug



# NEBBI DISTRICT

Fiscal Profile

## Social Economic Statistics

District Population  
Total **396,794**



**191,104 (48%)**



**205,690 (52%)**

**59.9%**

Literacy  
Rate



**41.9%**

Radio  
Ownership



**24.8%**

Telephone  
Penetration



**405.4**  
Kilometres

Road Network  
Coverage



**4.9%**

Internet  
Access



**70%**

Access To  
Clean Water



**6.4%**

Access To  
Electricity

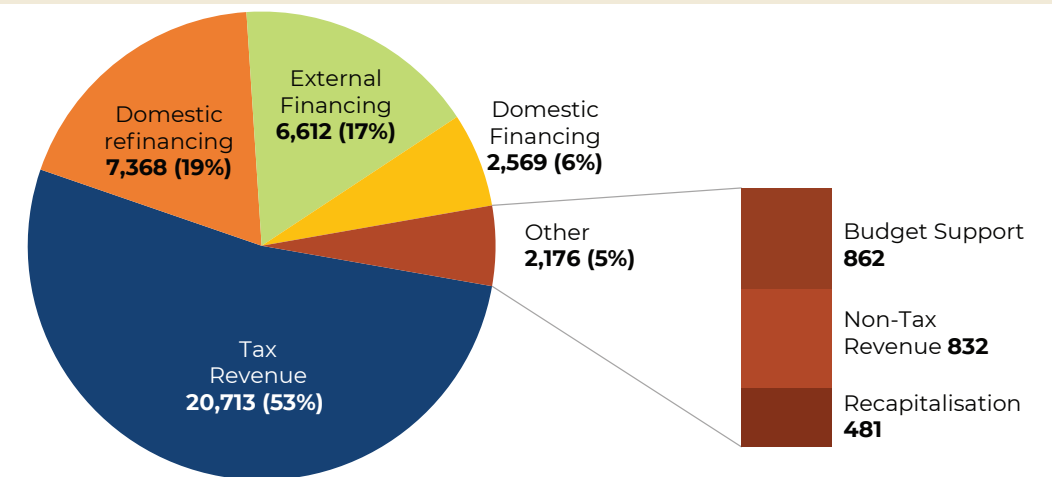


**17**

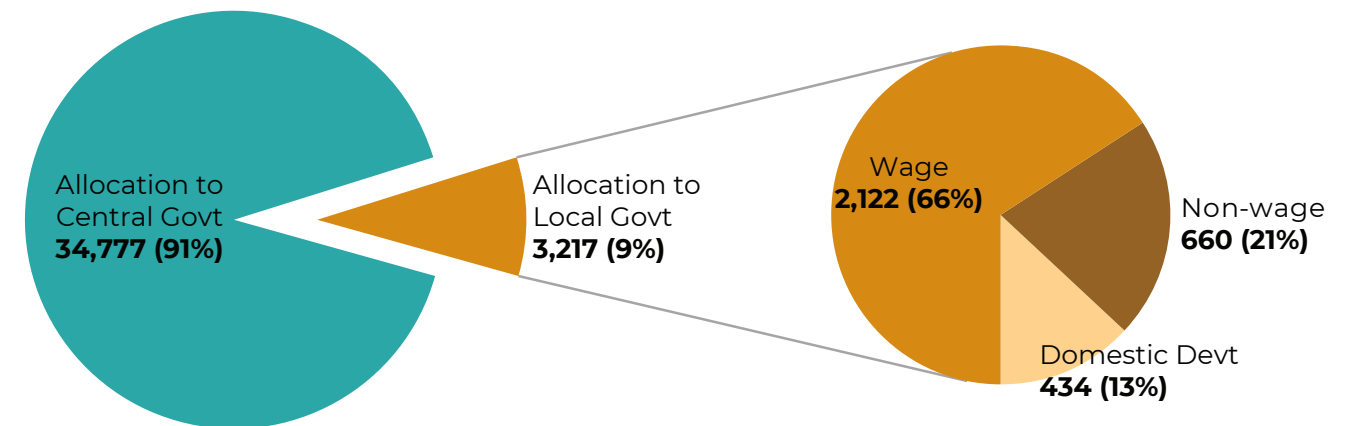
Number Of  
Sub Counties



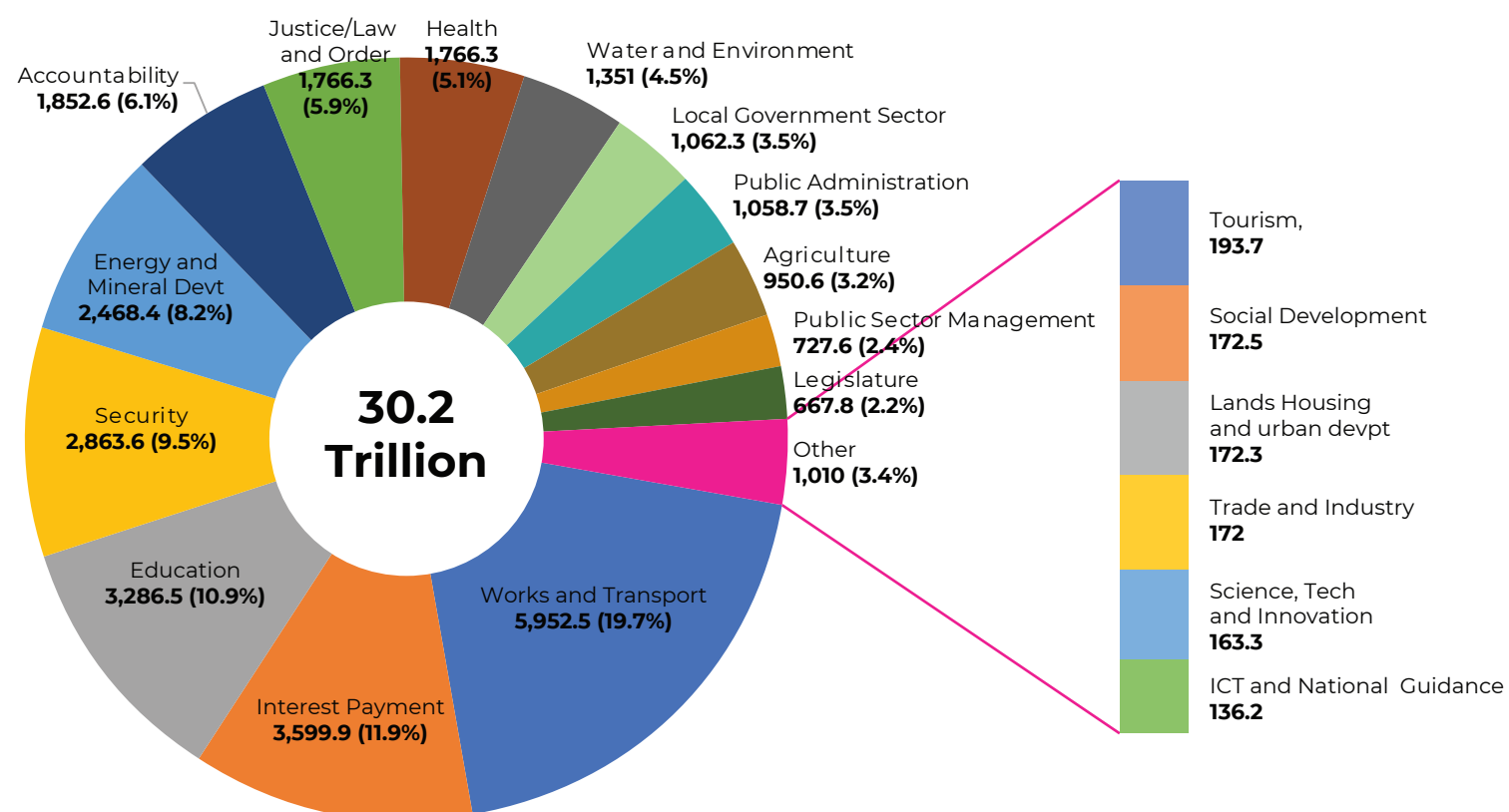
## Proposed Financing sources for FY 2020/21 Budget (Bn) UGshs



## Projected allocation to Local Govt, FY 2020/21 (Bn) UGshs



## National Budget indicative figures by sector FY 2020/21 (Bn) UGshs



## Sources of Nebbi District revenue FY2019/20 and FY 2020/21 (000's) Ugshs

Revenue Source (000's)	2019/20	2020/21
	Approved	Planned
Locally Raised Revenue	92,799	251,651
Discretionary Govt Transfers	4,948,547	4,918,818
Conditional Govt Transfers	21,912,649	20,841,862
Other Govt Transfers	5,602,671	3,693,391
Donor Funding	1,870,000	1,576,125
<b>Total Revenue</b>	<b>34,426,666</b>	<b>31,281,847</b>

## Key LG Projects for 2019/20 UGshs

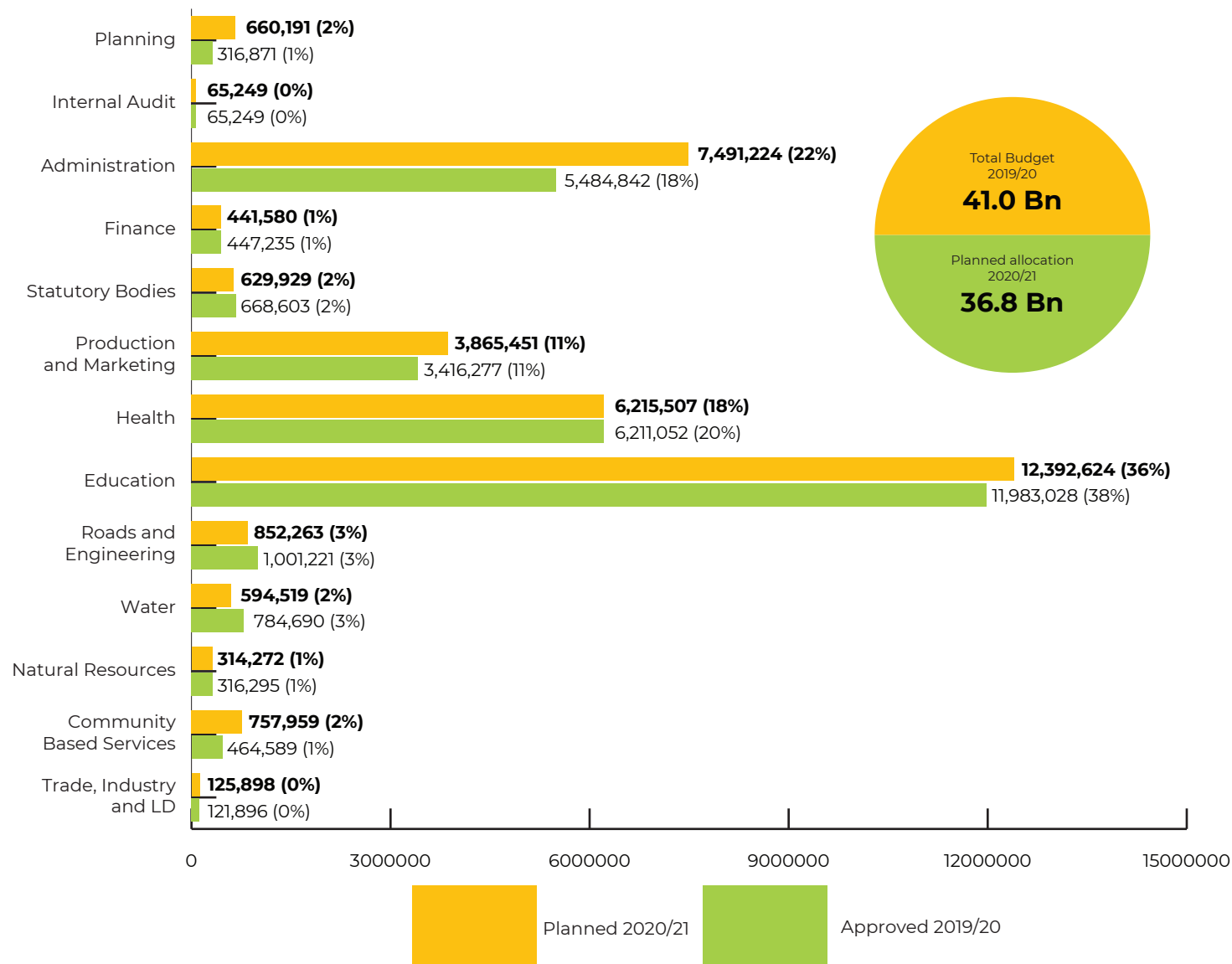


54km of community Access  
Roads to be rehabilitated  
**1.22bn**

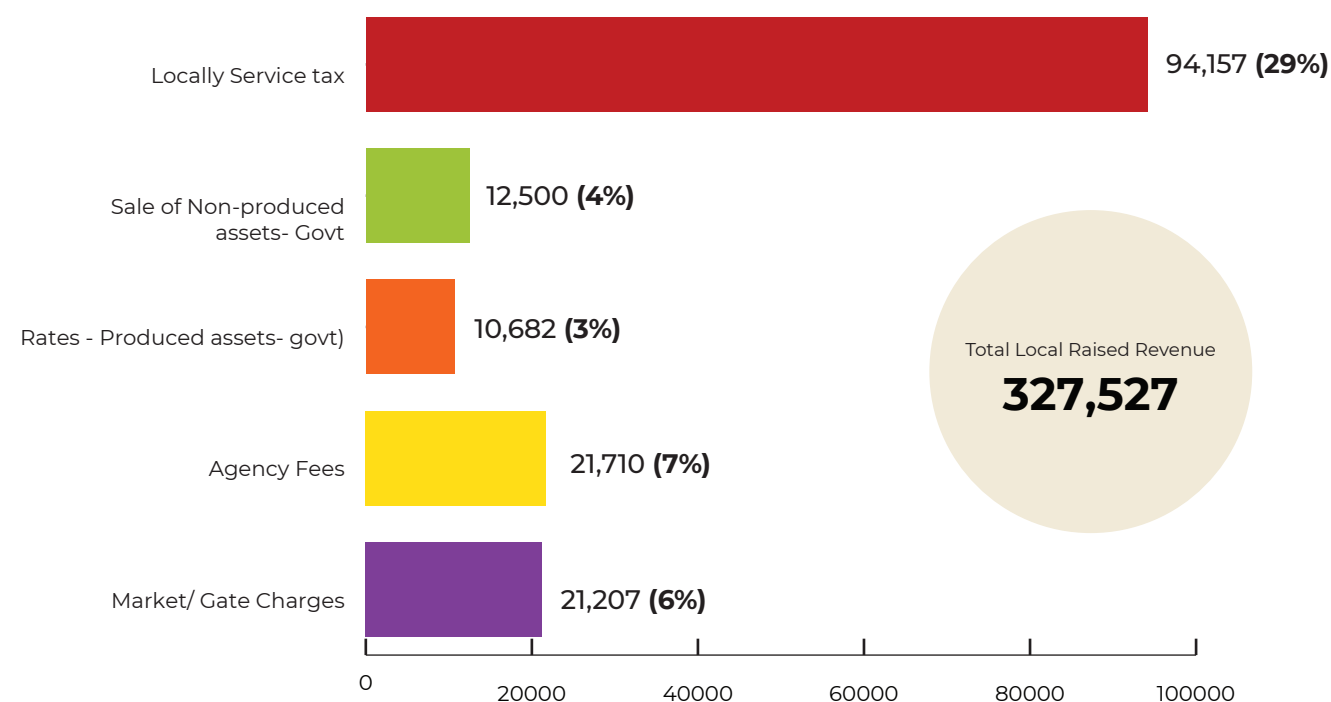


Support to UWEP and YLP sub projects  
**300m**

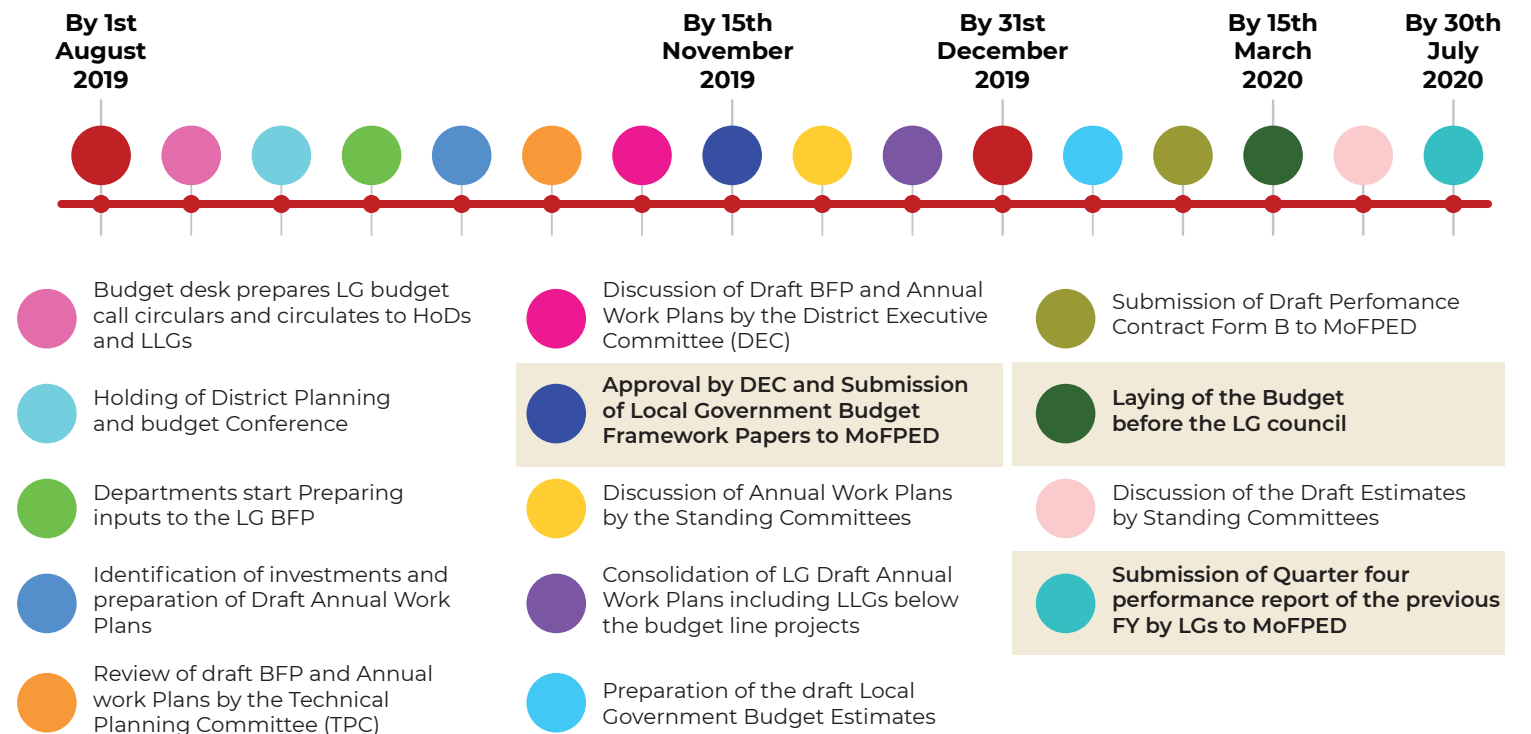
## Nebbi District Budget FY2019/20 Vs Expenditure plan FY2020/21 (000's) UGshs



## Main sources of District Local Revenue for 2018/19 (000's) UGshs



## District Budget Calendar



## ACODE's Democratic Governance and Accountability Agenda

The rationale for decentralization is to promote efficient and accountable governance through increased involvement of people in the way they are governed. This is achieved by empowering local governments to engage in localized planning and program implementation. ACODE's democratic governance and accountability agenda is implemented through two major initiatives, namely: The Local Government Councils' Scorecard Initiative (LGCSCI) and the Centre for Budget and Economic Governance (CBEG).

### About CBEG

The Center for Budget and Economic Governance (CBEG) is funded by the Hewlett Foundation. The CBEG seeks to improve the quality of life of Ugandans by promoting transparent and accountable public expenditure as well as increasing economic opportunities for women, men and youth. The Center has three primary areas of focus including; Transparency and Accountability, Local Economic Development and Regional Integration. Activities under the Center include; Research and Analysis, Advocacy and Outreach and Capacity Building and Learning. The CBEG executes ACODE's mandate under the Budget Transparency Initiative (BTI) whose aim is to improve transparency and accountability of public expenditure in Uganda. The Initiative is a partnership between Ministry of Finance, Planning and Economic Development (MFPED), Budget Strengthening Initiative (BSI) the Overseas Development Institute (ODI) and Innovations for Poverty Action (IPA).

### About LGCSCI

The Local Government Council's Scorecard Initiative (LGCSCI) is a strategic social accountability initiative that empowers citizens to demand accountability from their elected local leaders and enables local governments to respond to these demands more effectively and efficiently. The scorecard is premised on the hypothesis that a combination of regular performance assessments of elected leaders; and continuous provision of performance information to citizens will increase focus on public service delivery and good governance by building the demand for accountability through electoral and other democratic processes. In its 10th year of implementation (since 2009) the LGCSCI covers 35 districts across the country. It is implemented by ACODE in partnership with Uganda Local Governments Association (ULGA) with funding from DGF and Hewlett Foundation

With Support from:

