



L-R: Ms. Rose Gamwera, Secretary General ULGA; Mr. Ben Kumumanya, PS. MoLG and Dr. Arthur Bainomugisha, Executive Director ACODE in a group photo with award winners at the launch of the 8th Local Government Councils Scorecard Report FY 2018/19 at Hotel Africana in Kampala on 10th March 2020

1.0 Introduction

This brief was developed from the scorecard report titled, “The Local Government Councils Scorecard FY 2018/19. The Next Big Steps: Consolidating Gains of Decentralisation and Repositioning the Local Government Sector in Uganda.” The brief provides key highlights of the performance of elected leaders and Council of Nebbi District Local Government during FY 2018/19.

1.1 Brief about Nebbi District

Nebbi was granted a district status in 1974 and is part of the districts that make up the West Nile sub region

located in the northwestern part of Uganda. Nebbi district is bordered by Zombo district to the west, Arua district to the north, Nwoya district to the east, Buliisa district to the southeast and Democratic Republic of Congo (DRC) to the southwest. The district is made up of 1 County of Padyere, 1 Municipality of Nebbi, 1 Town Council of Parombo and 12 Sub Counties¹. The district’s total population is projected at 274,800 (133,200 males and 141,600 females) (UBOS, 2019).

¹ Nebbi, Nyaravur, Parombo, Akworo, Kucwiny, Erussi, Ndhew, Atego, Acana, Alala, Padwot & Jupangira.

1.2 The Local Government Councils Scorecard Initiative (LGCSCI)

The main building blocks in LGCSCI are the principles and core responsibilities of Local Governments as set out in Chapter 11 of the Constitution of the Republic of Uganda, the Local Governments Act (CAP 243) under Section 10 (c), (d) and (e). The scorecard comprises of five parameters based on the core responsibilities of the local government Councils, District Chairpersons, Speakers and Individual Councillors. These are classified into five categories: Financial management and oversight; Political functions and representation; Legislation and related functions; Development planning and constituency servicing and Monitoring service delivery. The parameters are broken down into quantitative and qualitative indicators. Separate scorecards are produced for the District Chairperson, Speaker of Council, Individual Councillors, and Council as a whole.

The major rationale of the LGCSCI is to induce elected political leaders and representative organs to deliver on their electoral promises, improve public service delivery, ensure accountability and promote good governance through periodic assessments.

1.3 Methodology

The FY 2018/19 LGCSCI assessment used face-to-face structured interviews, civic engagement meetings, documents’ review, key informant interviews, field visits and photography to collect the relevant

data. The assessment was conducted between July and September 2019. A total of 25 elected leaders (24 District Councillors and Speaker of Council) and Council were assessed.

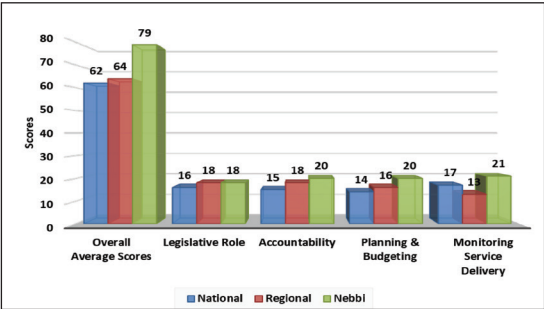
2.0 Results of the Assessment

This section highlights the performance of Council, Chairperson, Speaker of Council and Councillors of Nebbi District Local Government during the FY 2018/19.

2.1 Performance of Nebbi District Council

The district performance during FY 2018/19 assessment reveals a score of 79 points which is a huge improvement from 37 points obtained in the previous assessment. With this improvement, Nebbi District Council registered the greatest improvement, emerging 4th of all the 35 assessed district councils in FY 2018/19. This performance was attributed to improvement across all the parameters especially in planning and budgeting

Figure 1: Performance of Nebbi District Council on Key Parameters Relative to National and Regional Average Performances



Source: Local Government Councils Scorecard Assessment FY 2018/19

where the district scored maximum points. Overall, the scores were above the national and regional averages of 62 and 64 points respectively. Figure 1 shows comparative performance per parameter.

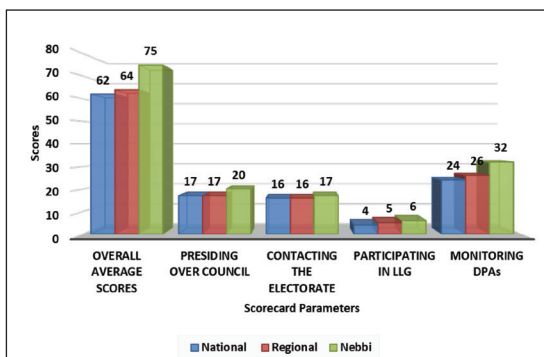
2.2 Performance of the District Chairperson

No assessment was done for the Chairperson given that he had passed on during the year under assessment. The current chairperson can only be assessed in subsequent years.

2.3 Performance of the District Speaker of Council

The Speaker of Council during the assessment was Hon. Kizito Ogan representing the Nyaravur Sub County. The Speaker was being assessed for the first time and he garnered 75 points. This score placed him as the 3rd best Speaker out of the 35 assessed speakers of councils. The

Figure 2: Speaker of Council's Performance on Key Parameters Relative to National and Regional Average Performances



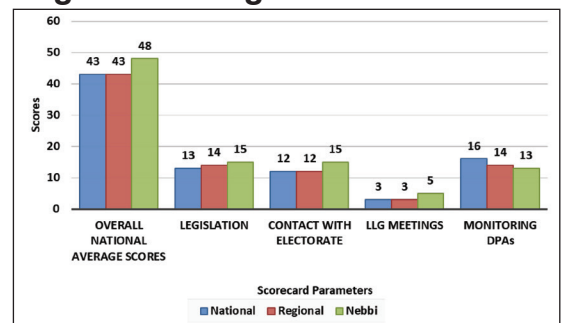
Source: Local Government Councils Scorecard Assessment FY 2018/19

speaker scored above the national and regional averages of 62 and 64 points respectively. Hon. Kizito's performance across the assessed parameters was also above average. His performance was particularly very impressive under the parameters of presiding over council (20 out of 25 points) and contact with electorate (17 out of 20 points) as indicated in Table 2.

2.4 Performance of the District Councillors

A total of 24 councillors were assessed. Overall, Nebbi District Councillors scored an average of 48 points in FY 2018/19 assessment, a 2 point decline from the previous assessment. This decline was particularly evident in monitoring service delivery with scores below the national and regional averages of 16 out of 45 and 14 out of 45 points respectively. However, the average score of 48 points for all the councillors was above the national and regional averages of 43 points. The best performing councillor (also best male councillor) was Hon. Morris Kwach

Figure 3: Performance of Nebbi District Councillors on Key Parameters Relative to National and Regional Average Performances



Source: Local Government Councils Scorecard Assessment FY 2018/19

from Kucwiny Sub County who scored 77 out of 100 points. On the other hand, the best performing female councillor was Hon. Grace Owonda from Erussi Sub County scoring 63 out of 100 points. Details of the performance of councillors are illustrated in Table 3.

3.0

Key Factors Affecting Performance

- **Limited Contact with electorate:** Much as some councillors had contact with electorate especially in regards to visits to their coordinating office, majority did not hold any community meetings with their electorate to know their service delivery concerns. This widened the relationship between the citizens and the elected leaders hence affecting service delivery.
- **Limited monitoring and follow up action:** During the assessment it was discovered that majority of the councillors did not monitor service delivery on NPPA and in instances where it was done, no follow up actions were made. This was mainly attributed to poor facilitation provided for undertaking monitoring exercises.
- **Lack of monitoring reports:** Where councillors made an effort to monitor service delivery points, reports to back up this exercise was not done. This was partly attributed to councillors’ lack of capacity and poor culture with regard to report writing.

4.0

Recommendations

- **Improve contact with electorate:** Councilors should improve contact with electorate by holding regular community meetings initiated by the local councils. As the community members plan and discuss in such meetings the district councillors could be given a platform to give feedback pertaining service delivery. It would also provide an opportunity to sensitize community on the roles and responsibilities of the councilors.
- **Improve monitoring of service delivery:** The council should endeavor to allocate more resources monitoring to enhance service delivery.
- The Council should introduce a mandatory requirement for councillors to produce individual monitoring reports to committees and council.
- **Strengthening capacity of councilors:** The Council and MOLG should regularly build the capacity of councillors through trainings on areas such as; legislation, monitoring, report writing, lobbying and advocacy, drafting motions and bills among others. In addition, the capacity of the office of the clerk to council office should also be strengthened so as to continuously support the councillors to effectively play their roles.

Table 3: Performance of Nebbi District Councillors FY 2018/19

Identifiers					Performance			Legislation				Contact Electorate		LLG	Monitoring Service Delivery									
Name	Political	Constituency	Gender	Terms Served	2016/17	2018/2019	% Change	Plenary	Committee	Motion	Special Skills	Sub Total	Meeting Electorate	Office	Sub Total	Sub County Meetings	Health	Education	Agriculture	Water	Roads	FAL	ENR	Sub Total
					100	100	97	8	8	5	4	25	11	9	20	10	7	7	7	7	7	7	7	5
Morris Kwach	NRM	Kucwiny S/C	M	1	39	77		8	8	5	0	21	11	9	20	6	7	7	7	0	5	0	4	30
Gabriel Ocibre	NRM	Nebbi S/C	M	4	20	64	220	8	8	5	0	21	8	9	17	6	7	7	3	1	1	0	1	20
Grace Owonda	FDC	Erussi S/C	F	2	77	63	-18	8	8	0	0	16	7	9	16	10	1	3	0	3	7	2	5	21
Berocan Moses Angecan	NRM	Abindu Div	M	1		54		8	3	0	0	11	11	5	16	6	1	7	1	3	7	0	2	21
Focus Warom	FDC	Parombo S/C	M	2	67	54	-19	8	8	0	0	16	4	9	13	6	3	3	3	3	3	2	2	19
Molly Giramia Kerpou	NRM	Nyaravur/Ategu	F	1	61	52	-15	8	8	0	0	16	8	9	17	10	1	3	1	1	1	0	2	9
Geoffrey Thorwinyowa	IND	Thatha Div	M	1		52		8	8	0	0	16	7	9	16	6	7	3	1	1	1	0	1	14
John Bosco Odongkara	NRM	Older Persons	M	1	28	51	82	8	8	0	0	16	7	9	16	0	0	0	7	0	7	0	5	19
Gladys Kaveny	FDC	Ndhew S/C	F	2		48		1	8	0	0	9	7	9	16	6	5	1	3	0	7	1	0	17
Remelda Martha Bitoi*	NRM	Parombo/Akworo S/C	F	2	52	48	-8	3	8	0	0	11	8	9	17	6	1	1	3	1	3	0	5	14
Geoffrey Okello Anecho	NRM	Ndhew S/C	M	2	81	47	-42	8	8	2	0	18	7	9	16	6	5	0	1	0	1	0	0	7
Grace Owiny	NRM	Nebbi	F	4	30	47	57	8	8	5	0	21	5	9	14	6	0	1	1	1	1	1	1	6
Teddy Mandhawun	NRM	Workers	F	1		47		1	8	0	0	9	11	9	20	0	5	7	1	0	3	1	1	18
Doreen Odongtho*	NRM	Older Persons	F	1	49	46	-6	8	8	0	0	16	8	9	17	0	5	3	3	1	1	0	0	13
Brown Coothum	UPC	Erussi	M	1	71	45	-37	8	8	0	0	16	0	9	9	6	0	0	3	0	5	1	5	14
Dorine Clare Nimungu*	NRM	PWD	F	4	10	43	330	8	8	5	0	21	8	9	17	0	1	0	1	1	0	0	2	5
Ronald Ocamgiu	NRM	Atego S/C	M	2	61	42	-31	8	8	0	0	16	0	9	9	6	1	1	3	0	5	1	0	11
Dorothy Awachango	NRM	Kucwiny S/C	F	1	30	42	40	8	8	0	0	16	7	9	16	6	0	0	3	0	0	1	0	4

Identifiers				Performance			Legislation				Contact Electorate		LLG	Monitoring Service Delivery										
Name	Political	Constituency	Gender	Terms Served	2016/17	2018/2019	% Change	Plenary	Committee	Motion	Special Skills	Sub Total	Meeting Electorate	Office	Sub Total	Sub County Meetings	Health	Education	Agriculture	Water	Roads	FAL	ENR	Sub Total
					100	100		8	8	5	4	25	11	9	20	10	7	7	7	7	7	7	7	5
Maximum Scores					100	100		8	8	0	0	16	7	9	16	6	0	0	3	0	0	0	0	3
Ronnie Otimber	NRM	Youth	M	1	52	41	-21	8	8	0	0	16	7	9	16	6	0	0	3	0	0	0	0	3
Doreen Acen	IND	Thatha Central Div	F	1		38		1	8	0	0	9	8	9	17	6	1	1	1	1	1	0	1	6
Stanley Oucha	NRM	Workers	M	1		38		1	8	0	0	9	7	9	16	0	0	0	7	1	0	0	5	13
Saulo Rwothomio	NRM	Abindu Div	M	1		36		1	8	0	0	9	7	9	16	6	5	0	0	0	0	0	0	5
Lawrence Wathum*	NRM	PWD	M	4	41	36	-12	8	8	0	0	16	8	5	13	0	1	1	3	1	1	0	0	7
Jimmy Operi*	NRM	Akworo S/C	M	1	75	29	-61	3	8	5	0	16	0	2	2	6	1	1	1	0	1	1	0	5
Average					50	48	33	6	8	1	0	15	7	8	15	5	2	2	3	1	3	0	2	13

*Councillors Assessed Using Secondary Data

REFERENCES

Bainomugisha, A., Mbabazi, J., Muhwezi, W., W., Bogere, G., Atukunda, P., Ssemakula, E.G., Otile, O., M., Kasalirwe, F., Mukwaya, N., R., Akena, W., Ayesigwa, R., The Local Government Councils Scorecard FY 2018/19: The Next Big Steps; Consolidating Gains of Decentralisation and Repositioning the Local Government Sector in Uganda. ACODE Policy Research Paper Series No. 96, 2020.

Nebbi District Local Government (2019), Minutes of Nebbi District Council FY 2018/19

_____ (2019), Minutes of Standing Committees of Nebbi District Council FY 2018/19

_____ (2019), Minutes of the District Executive Committee FY 2018/19

_____ (2015), District Development Plan 2015/2016-2019/2020

Republic of Uganda (1995), Constitution of the Republic of Uganda

_____ (1997), Local Governments Act (CAP 243) as amended

UBOS (2019), District Population Projection 2015-2030

About ACODE: The Advocates Coalition for Development and Environment (ACODE) is an independent public policy research and advocacy Think Tank based in Uganda, working in the East and Southern Africa sub-regions on a wide range of public policy issues. Our core business is policy research and analysis, outreach and capacity building. Since its founding 19 years ago, ACODE has emerged as one of the leading regional public policy think tanks in Sub-Saharan Africa. For the last 8 consecutive years, ACODE has been recognized among the Top-100 Think Tanks worldwide by the University of Pennsylvania's annual Global-Go-To Think Tank Index Reports.

About LGCSCI: The Local Government Councils Scorecard Initiative (LGCSCI) is a policy research and capacity building initiative implemented by ACODE and ULGA. The initiative is a strategic social accountability initiative that enables citizens to demand excellence of their local governments and enables local governments to respond effectively and efficiently to those demands with the aim of improving service delivery.

ABOUT THE AUTHORS

Eugene Gerald Ssemakula: Eugene is a researcher who for the past 14 years has undertaken various social research assignments with interests in Monitoring and Evaluation, Local Governance, financing and accountability. He is currently a Research Fellow with the Advocates Coalition for Development and Environment (ACODE), where for the past 10 years has conducted annual capacity building and assessment of political leaders under the Local Government Councils Scorecard initiative. His publications can be accessed at www.acode-u.org.

Ronnie Robert Rupiny is the lead researcher for Nebbi district under the Local Government Scorecard Initiative (LGCSCI). Ronnie is an independent researcher.

George Okot Onegi is a district researcher for Nebbi district under the Local Government Scorecard Initiative (LGCSCI). George is an independent researcher.

ADVOCATES COALITION FOR DEVELOPMENT AND ENVIRONMENT
Plot 96, Kanjokya Street, Kamwokya. P. O. Box 29836, Kampala. Tel: +256 312 812150
Email: acode@acode-u.org; library@acode-u.org. Website: www.acode-u.org

WITH SUPPORT FROM:

