



L-R: Ms. Rose Gamwera, Secretary General ULGA; Mr. Ben Kumumanya, PS. MoLG and Dr. Arthur Bainomugisha, Executive Director ACODE in a group photo with award winners at the launch of the 8th Local Government Councils Scorecard Report FY 2018/19 at Hotel Africana in Kampala on 10th March 2020

1.0 Introduction

This brief is developed from the main Scorecard Report titled “*The Local Government Councils Scorecard FY 2018/19. The Next Big Steps: Consolidating Gains of Decentralisation and Repositioning the Local Government Sector in Uganda.*” The brief report highlights the performance of elected leaders and Council of Nakapiripit District Local Government.

1.1 Brief about Nakapiripit District

Nakapiripit district is located in northeastern Uganda; bordered by Napak district to the north, Nabilatuk district to the northeast, Amudat district to the east, Kween district to the southeast, Bulambuli district to

the southwest, Kumi district to the west and Katakwi district to the northwest. The district has 5 sub counties including; Namalu, Loregae, Kakomongole, Moruita and Nakapiripit Town Council with a total population of 88,281 (42,565 male and 45,716 female) as per the 2014 population census.

1.2 The Local Government Councils Scorecard Initiative (LGCSCI)

The main building blocks in LGCSCI are the principles and core responsibilities of Local Governments as set out in Chapter 11 of the Constitution of the Republic

of Uganda, the Local Governments Act (CAP 243) under Section 10 (c), (d) and (e). The scorecard comprises of five parameters based on the core responsibilities of the local government Councils, District Chairpersons, Speakers and Individual Councillors. These are classified into five categories: Financial management and oversight; Political functions and representation; Legislation and related functions; Development planning and constituency servicing and Monitoring service delivery. The parameters are broken down into quantitative and qualitative indicators. Separate scorecards are produced for the Chairperson, Speaker, individual Councillors, and the District Council as a whole.

The major rationale of the LGCSCI is to induce elected political leaders and representative organs to deliver on their electoral promises, improve public service delivery, ensure accountability and promote good governance through periodic assessments.

1.3 Methodology

The FY 2018/19 LGCSCI assessment used face-to-face structured interviews, civic engagement meetings, documents’ review, key informant interviews, field visits and photography to collect the relevant data. The assessment was conducted between November and December 2019. A total of 16 elected leaders (14 District Councillors, Chairperson and Speaker of Council) and Council were assessed.

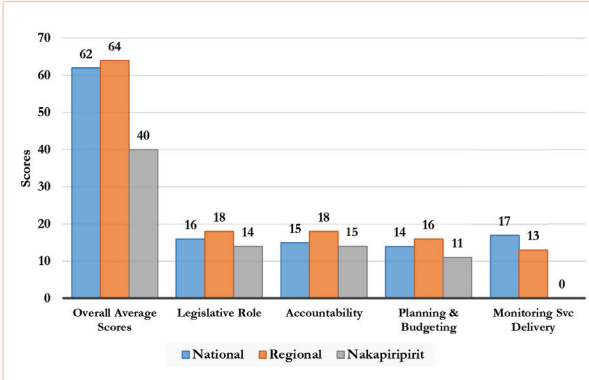
2.0 Results of the Assessment

This section highlights the performance of Council, Chairperson, Speaker of Council and Councillors of Nakapiripirit District Local Government during the FY 2018/19.

2.1 Performance of Nakapiripirit District Council

The performance of council during FY 2018/19 was 40 out of 100 points. This was a decline from 48 scored during FY 2016/17. The best performed parameters were accountability and the legislative role where council scored 15 out of 25 points and 14 out of 25 points respectively. The poorest performance was registered on monitoring service delivery where no point was scored by the council. This was attributed to failure to access any monitoring report by the council. This performance when compared to the national and regional levels reveals that the district performed below average, placing it as 33rd out of 35 district councils assessed. The comparative performance of Council is provided in Figure 1.

Figure 1: Performance of Nakapiripirit District Council on Key Parameters Relative to National and Regional Average Performances

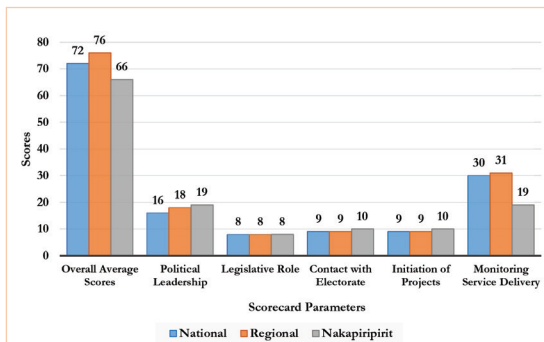


Source: Local Government Councils Scorecard Assessment FY 2018/19

2.2 Performance of the District Chairperson

The District Chairperson, Hon. John Nangiro scored 66 points during FY 2018/19. This performance was an improvement from 52 points garnered in FY 2016/17. Chairman's strong performance was in initiation of projects and contact with electorate where he scored 10 out of 10 points and his political leadership where he garnered 19 out of 20 points. However, his weak performance just like council was in monitoring service delivery where he only scored 19 out of 45 points. His performance when compared to the national and regional levels was below the average as indicated in Figure 2.

Figure 2: Performance of Nakapiripit District Chairperson on Key Parameters Relative to National and Regional Average Performances



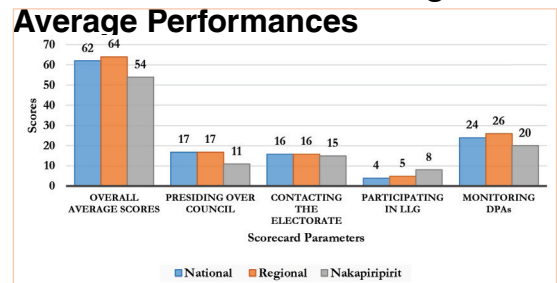
Source: Local Government Councils Scorecard Assessment FY 2018/19

2.3 Performance of the District Speaker of Council

The Speaker of council is Hon. Richard Lochoto who subscribes to the NRM party. At the time of the assessment, he was serving his first term in office. He scored 54 points the FY 2018/19. This performance was a sharp decline

from 84 points scored in FY 2016/17. Similarly, the Speaker's performance was below average at national and regional levels across all parameters as indicated in Figure 3. However, his best performed parameters were in his participation in LLG at 8 out of 10 points and contact with electorate at 15 out of 20 points. This was facilitated by the fact that he possessed a coordinating centre in his constituency which enabled him to maintain contact with his electorate and follow up on their concerns for action.

Figure 3: Speaker of Council's Performance on Key Parameters Relative to National and Regional Average Performances



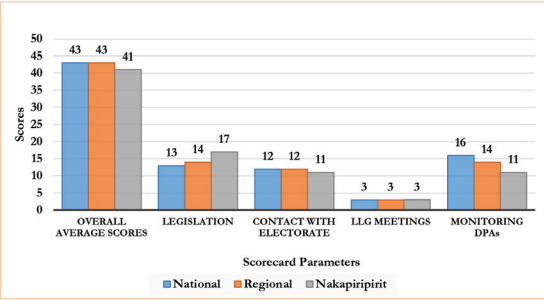
Source: Local Government Councils Scorecard Assessment FY 2018/19

2.4 Performance of Nakapiripit District Councillors

The average performance of the Nakapiripit district councillors was 41 out of 100 points which was a decline from 48 points in FY 2016/17. This performance was below the national and regional levels across most parameters save for legislation where on average councillors scored 17 out of 25 points. At individual level, Hon. John Lonye from Moruita (87 points), Hon. Richard Edou Arukol from Namalu (77 points), Hon. Jotham Loyor from Kakongole (74 points) and Hon. Lucy Lopuswa for Older Persons (72 points)

exhibited performance above average. Figure 4 summarises the comparative performance of the councillors.

Figure 4: Performance of Nakapiripirit District Councillors on Key Parameters Relative to National and Regional Average Performances



Source: Local Government Councils Scorecard Assessment FY 2018/19

3.0

Factors Affecting Performance

- **Failure to monitor:** This was the single most factor responsible for the poor performance of both council and political leaders. There was no evidence of the fact that council undertook monitoring to meet the threshold. The research team was not availed with monitoring reports for committees of council. Verification visits to the service delivery units also indicated that a number of political leaders had not made any attempt to visit these units as part of the routine monitoring. This was confirmed through the physical check of the visitors’ books and interviews with the in charges at these units.
- **Poor record keeping:** A number of councillors were not able to provide evidence for what they claimed to

- have done. This was particularly true with regard to the reports written after monitoring and the actions taken as follow up.
- **High expectation by the community:** This impedes councillors to engage the electorate. Communities expect some monetary and material benefits from councillors, yet councillors do not have such which limits their contact with electorate.
 - **Minimal engagement with LLGs:** During the year under assessment, only 4 Councillors had adequately engaged the lower local governments where they originate. An interface with the councillors indicated that they are not invited to participate in LLG council meetings.

4.0

Recommendations

- The Council should introduce a mandatory requirement for councillors to produce individual monitoring reports to committees and council.
- All political leaders should endeavor to keep records of their activities through the use of diaries and personal files.
- The district council should appropriate some funds out of their local revenues to facilitate monitoring activities of councillors.
- Lower local governments should endeavor to invite councillors to participate in their council meetings and also councillors should endeavor to attend.

Table 3: Speaker of Council, Nakapiripirit District FY 2018/19

Identifiers						Performance		Presiding over Council						Contact Electorate		LLG	Monitoring Service Delivery									
Name	Political Party	Constituency	District	Gender	Terms Served	2016/17	2018/19	% Change	Chairing Council	Rules Of Procedure	Business Committee	Records Book	Record Of Motions	Special Skills	Sub Total	Meetings Electorate	Coordinating Centre	Sub Total	Health	Education	Agriculture	Water	Roads	FAL	Environment	Sub Total
	Maximum Scores					100	100		3	9	3	2	3	5	25	11	9	20	10	7	7	7	7	5	5	45
	Richard Lochoto	NRM	Namalu	Nakapiripirit	M	1	84	-36	2	7	2	0	0	0	11	6	9	15	8	5	5	0	5	0	0	20
	Average					2	57	62	18	3	7	2	2	2	0	17	8	8	16	4	5	4	3	4	1	3

Table 4: Performance of Nakapiripirit District Councillors FY 2018/19

Identifiers					Performance			Legislation				Contact Electorate		LLG	Monitoring DPAs									
Name	Political	Constituency	Gender	Terms Served	2016/17	2018/2019	% Change	Plenary	Committee	Motion	Special Skills	Sub Total	Meeting electorate	Office	Sub Total	Sub County Meetings	Health	Education	Agriculture	Water	Roads	FAL	ENR	Sub Total
					Maximum Scores	100	100		8	8	5	4	25	11	9		20	10	7	7	7	7	7	5
John Lonye	NRM	Moruita	M	4	87	87	0	8	8	5	1	22	11	9	20	10	5	7	7	7	5	2	2	35
Richard Edou Arukol	NRM	Namalu	M	1	34	77	124	8	8	5	0	21	11	9	20	10	3	5	5	3	5	2	2	26
Jotham Loyer	NRM	Kakomongole	M	5	58	74	28	8	8	5	0	21	11	9	20	10	5	5	5	1	5	0	2	23
Lucy Lopuswa	NRM	Older Persons	F	6		72		8	8	5	1	22	10	9	19	6	5	7	1	5	7	0	0	25
Aaron Joseph Yoyo	NRM	Older Persons	M	1	67	48	-25	8	8	5	0	21	3	9	12	0	5	5	1	1	1	0	2	15
Agnes Lokure	NRM	Moruita	F	3	25	38	52	8	8	5	0	21	0	6	6	0	5	1	1	0	4	0	0	11

Identifiers				Performance			Legislation				Contact Electorate		LLG	Monitoring DPAs										
Name	Political	Constituency	Gender	Terms Served	2016/17	2018/2019	% Change	Plenary	Committee	Motion	Special Skills	Sub Total	Meeting electorate	Office	Sub Total	Sub County Meetings	Health	Education	Agriculture	Water	Roads	FAL	ENR	Sub Total
Maximum Scores					100	100		8	8	5	4	25	11	9	20	10	7	7	7	7	7	5	5	45
Christine Longok	NRM	Kakomongole/ Nakapiripirit Tow	F	4	65	37	-43	8	8	0	0	16	11	6	17	0	1	1	1	1	0	0	0	4
Agnes Losike	NRM	Youth	F	1	41	25	-39	7	8	0	0	15	3	5	8	0	1	0	0	1	0	0	0	2
Betty Lochoro	NRM	Namalu	F	1	29	22	-24	3	8	0	0	11	0	7	7	0	1	1	1	1	0	0	0	4
Raphael Amadeo Lobwal*	IND	Nakapiripirit TC	M	2	47	21	-55	8	8	0	0	16	0	5	5	0	0	0	0	0	0	0	0	0
Moses Akol Mopu*	NRM	Loregae	M	1	57	20	-65	8	8	0	0	16	0	2	2	0	1	1	0	0	0	0	0	2
Erina Longole	NRM	Loregae	F	2	44	19	-57	1	8	0	0	9	0	9	9	0	1	0	0	0	0	0	0	1
William Sagal	NRM	PWD	M	3	43	17	-60	8	8	0	0	16	0	0	0	0	0	0	0	1	0	0	0	1
Lucy Aluka*	NRM	PWD	F	2	28	15	-46	1	8	0	0	9	0	5	5	0	1	0	0	0	0	0	0	1
Average					48	41	-15	7	8	2	0	17	4	6	11	3	2	2	2	2	2	1	1	11

*Councillors Assessed Using Secondary Data

REFERENCES

Bainomugisha, A., Mbabazi, J., Muhwezi, W., W., Bogere, G., Atukunda, P., Ssemakula, E.G., Otile, O., M., Kasalirwe, F., Mukwaya, N., R., Akena, W., Ayesigwa, R., The Local Government Councils Scorecard FY 2018/19: The Next Big Steps; Consolidating Gains of Decentralisation and Repositioning the Local Government Sector in Uganda. ACODE Policy Research Paper Series No. 96, 2020.

Nakapiripirit DLG (2018), Council Minutes FY 2018/19

_____ (2019), Council Minutes FY 2018/19

Republic of Uganda (1997), Local Governments Act (CAP 243) as amended

_____ (1995), Constitution of the Republic of Uganda

UBOS (2019). District Projected Population

About ACODE: The Advocates Coalition for Development and Environment (ACODE) is an independent public policy research and advocacy Think Tank based in Uganda, working in the East and Southern Africa sub-regions on a wide range of public policy issues. Our core business is policy research and analysis, outreach and capacity building. Since its founding 19 years ago, ACODE has emerged as one of the leading regional public policy think tanks in Sub-Saharan Africa. For the last 8 consecutive years, ACODE has been recognized among the Top-100 Think Tanks worldwide by the University of Pennsylvania's annual Global-Go-To Think Tank Index Reports.

About LGCSCI: The Local Government Councils Scorecard Initiative (LGCSCI) is a policy research and capacity building initiative implemented by ACODE and ULGA. The initiative is a strategic social accountability initiative that enables citizens to demand excellence of their local governments and enables local governments to respond effectively and efficiently to those demands with the aim of improving service delivery.

ABOUT THE AUTHORS

Eugene Gerald Ssemakula is a Research Fellow, Monitoring and Evaluation. Eugene has 15 years' experience in the field of Monitoring and Evaluation both in the NGO and public sector. He has experience in contemporary evaluations designs and has worked as a consultant on various assignments. He has also published widely on functionality of government systems. In addition, he has for the last 10 years conducted the annual District Scorecard exercises where the performance of districts is ranked according to quality and consistency in service delivery. He is in charge of data management and quality assurance of the scorecard project.

Kiru Simon Alasco is a lead researcher for Nakapiripirit District under the Local Government Councils Scorecard Initiative (LGCSCI) and works with Caritas Moroto diocese as a Water, Hygiene and Sanitation (WASH) supervisor for Nakapiripirit and Nabilatuk districts.

Jenifer Auma is a researcher based in Nakapiripirit District under the Local Government Councils Scorecard Initiative (LGCSCI). She currently works with Caritas Moroto Diocese.

ADVOCATES COALITION FOR DEVELOPMENT AND ENVIRONMENT
Plot 96, Kanjokya Street, Kamwokya. P. O. Box 29836, Kampala. Tel: +256 312 812150
Email: acode@acode-u.org; library@acode-u.org. Website: www.acode-u.org

WITH SUPPORT FROM:

