



KALIRO DISTRICT LOCAL GOVERNMENT COUNCIL SCORECARD ASSESSMENT FY 2018/19



L-R: Ms. Rose Gamwera, Secretary General ULGA; Mr. Ben Kumumanya, PS. MoLG and Dr. Arthur Bainomugisha, Executive Director ACODE in a group photo with award winners at the launch of the 8th Local Government Councils Scorecard Report FY 2018/19 at Hotel Africana in Kampala on 10th March 2020

1.0 Introduction

This brief was developed from the scorecard report titled, *“The Local Government Councils Scorecard FY 2018/19. The Next Big Steps: Consolidating Gains of Decentralisation and Repositioning the Local Government Sector in Uganda.”* The brief provides key highlights of the performance of district elected leaders and the Council of Kaliro District Local Government (KDLG) during FY 2018/19.

1.1 About the District

Kaliro District located in the Eastern Region of Uganda was carved out of Kamuli District in 2015; it is bordered by Serere District to the North across Lake Nakuwa, one of the lakes that comprise the Lake Kyoga water complex. Pallisa District lies to the Northeast, Namutumba District to the Southeast, Iganga District to the South, Luuka District to the Southwest, and Buyende District to the Northwest. Kaliro District is 32 kilometers north of Iganga Town. Administratively, the district has two Counties namely; Bulamogi County and Bulamogi North West County with 11 Sub-counties and 4 town councils, 52 parishes, 456 villages. By 2020, Kaliro's population was projected to be at 288,500; 142,500 males and 146,000 females (UBOS, 2018).

1.2 The Local Government Councils Scorecard Initiative (LGCSCI)

The main building blocks in LGCSCI are the principles and core responsibilities of Local Governments as set out in Chapter 11 of the Constitution of the Republic of Uganda, the Local Governments Act (CAP 243) under Section 10 (c), (d) and (e). The scorecard comprises of five parameters based on the core responsibilities of the local government Councils, District Chairpersons, Speakers and Individual Councillors. These are classified into five categories: Financial management and oversight; Political functions and representation; Legislation and related functions; Development planning and constituency servicing and Monitoring service delivery. The parameters are broken down into quantitative and qualitative indicators. Separate scorecards are produced for the Chairperson, Speaker, individual Councillors, and the District Council as a whole.

The major rationale of the LGCSCI is to induce elected political leaders and representative organs to deliver on their electoral promises, improve public service delivery, ensure accountability and promote good governance through periodic assessments.

1.3 Methodology

The FY 2018/19 LGCSCI assessment used face-to-face structured interviews, civic engagement meetings, documents' review, key informant interviews, verification visits to service delivery units and photography to collect the relevant data. The assessment was conducted between November and December 2019. A total of 26 elected leaders (24 District Councillors, Chairperson and Speaker) and Council were assessed.

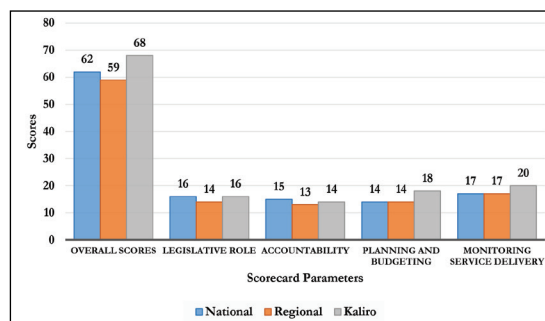
2.0 Results of the Assessment

This section highlights the performance of Council, Chairperson, Speaker and Councillors of Kaliro District Local Government during the FY 2018/19.

2.1 Performance of Kaliro District Council

Kaliro District Council had a total of 26 members including the Chairperson and the Speaker of Council. The Council scored 68 out of a possible 100 points. With the average scores of 62 for the 35 councils assessed, Kaliro District Council's performance was good. From the regional perspective, Kaliro District Council was ranked 4th among the eight (8) districts that were assessed from the Eastern part of the country. Soroti was ranked the best council in the region. Kaliro and Amuria District Councils were ranked as the best councils in the parameter of planning and budgeting compared to other councils assessed from the Eastern region; both councils scored 18 out of a possible 20 points. Kaliro District Council's performance on the parameter of monitoring service delivery was good but were ranked 6th among the districts assessed in the region in the same parameter. Details of Kaliro District Council's performance are presented in Figure 1 and Tables 1 and 2.

Figure 1: Performance of Kaliro District Council on Key Parameters Relative to National and Regional Average Performances



Source: Local Government Councils Scorecard Assessment FY 2018/19

2.2 Performance of the District Chairperson

During the year under review, the District Chairperson was Hon. Wycliffe Ibanda who was serving his second term in office. He subscribes to the ruling party, the National Resistance Movement (NRM). Chairman Ibanda scored 81 out of a possible 100 points, improving by 17 points compared to the previous assessment in which he scored 64 points. With an average score of 72 points for all the district chairpersons assessed, Chairman Ibanda's performance was impressive. He scored maximum points in initiation of community development projects. His performance was also enhanced by the high scores in the parameters on his political leadership and monitoring the delivery of public services in Kaliro District; he scored 17 out of 20 points and 39 out of 45 points respectively. The Chairman's improved performance is explained by improved documentation and record keeping for the work he had accomplished. Chairman Ibanda scored

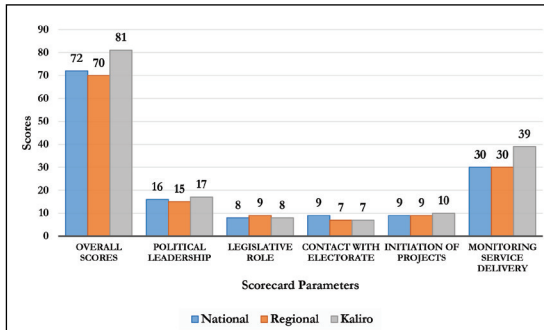
Table 1: Regional Performance of Councils Assessed in Eastern Uganda

No.	District	Performance 2016/17	Performance 2018/19	Position	Legislation (25)	Position	Accountability (25)	Position	Planning & Budgeting (20)	Position	Monitoring Service Delivery (30)	Position
1	Soroti	55	76	1st	18	2nd	19	1st	16	3 rd	23	2 nd
2	Jinja	52	73	2nd	21	1st	15	2nd	16	3 rd	21	4 th
3	Amuria	64	71	3rd	16	3rd	14	3rd	18	1 st	23	2 nd
4	Kaliro	36	68	4th	16	3rd	14	3rd	18	1 st	20	5 th
5	Mbale	64	64	5th	12	6th	13	5th	13	5 th	26	1 st
6	Kamuli	41	55	6th	13	5th	13	5th	11	6 th	18	6 th
7	Tororo	34	38	7th	10	7th	10	7th	11	6 th	7	7 th
8	Bududa	40	25	8th	8	8th	7	8th	10	8 th	0	8 th
	Total	48	59		14		13		14		17	

Source: Local Government Councils Scorecard Assessment FY 2018/19

8 out of a possible 15 points under the parameter of the legislative role, making it his worst performed parameter, as the Executive did not present any bills in council in the year under review. Details of the Chairman's performance are presented in Figure 2 and Table 3.

Figure 2: Performance of Kaliro District Chairperson on Key Parameters Relative to National and Regional Average Performances

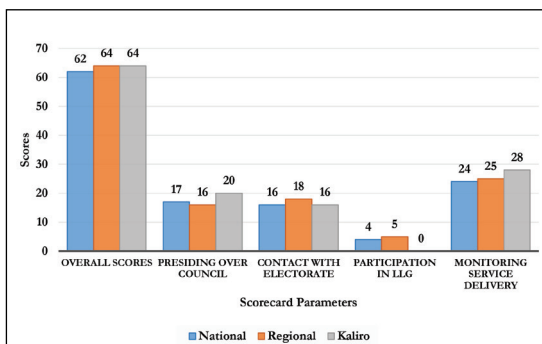


Source: Local Government Councils Scorecard Assessment FY 2018/19

2.3 Performance of the District Speaker of Council

The Speaker of council was Hon. Sanon Bwiire Nadeeba who also represents the Youth of Kaliro in the district council. He was serving his second term in office. Speaker Bwiire subscribes to the NRM party. Speaker Bwiire scored 64 out of a possible 100 points improving by 46 points compared to the previous assessment in which he scored 18 out of 100 points. With an average score of 62 for all the 35 speakers assessed, Speaker Bwiire's performance was good. His performance was enhanced by the high scores under the parameters of presiding over council, contact with electorate and monitoring service delivery. However, he scored 0 out of 10 points under the parameter of participation in Lower Local Governments, making it his worst performed parameter. Details of the Speaker's performance are presented in Figure 3 and Table 4.

Figure 3: Speaker of Council's Performance on Key Parameters Relative to National and Regional Average Performances



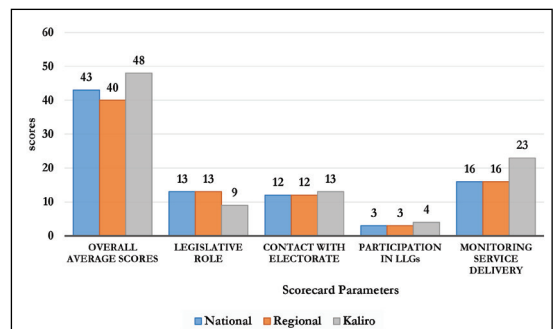
Source: Local Government Councils Scorecard Assessment FY 2018/19

2.4 Performance of Kaliro District Councillors

Generally, the overall average performance for Kaliro District Councillors improved from 29 out of 100 points in the previous assessment to 48 out of 100 points in the year under review. A total of 24 councillors were assessed. Hon. Tom Mukisa representing Bumanya Sub-county scored 84 points out of a possible 100 points and was ranked the best councillor in Kaliro District Council. With an average score of 48 for all the councillors assessed in Kaliro, Hon. Mukisa's performance was impressive. The best female councillor in the council was Hon. Harriet Nanyanga who also represents the women of Bumanya Sub-county; she scored 67 out of 100 points. Her performance was good.

During the year under review, Kaliro District Council had two (2) new Councillors joining council; they were representing workers. This was their very first time to be assessed; the male councillor representing workers scored 24 out of a possible 100 points. With the average score of 48 his performance was not impressive. The female councillor for workers on the other hand scored 46 points which was below average. Both Councillors for workers scored 0 points in the parameter of contact with electorate, making it their worst performed parameter. Details of Councillors' performance are presented in Figure 4 and Table 5.

Figure 4: Performance of Kaliro District Councillors on Key Parameters Relative to National and Regional Average Performances



Source: Local Government Councils Scorecard Assessment FY 2018/19

3.0 Critical Factors Affecting Performance

3.1 Key Factors Enabling Good Performance

- **Council meetings conducted on schedule:** Council managed to convene all 6 meetings in the financial year under review and they were all held on schedule.

- **Improved documentation and record keeping:** There was improvement in record keeping and documentation by the District Chairperson, the Office of the Clerk to council, the Speaker and some councillors. There was also timely production of minutes of council by the Clerk to council.
- **Capacity building of elected leaders:** KDLG invested in building the capacity of the elected leaders in a workshop convened in Kaliro District to train them on their roles and duties.
- **Good working relationship between the two arms of the district:** Evidence of letters of correspondences secured from the Office of the District Chairperson revealed that there was a good relationship especially between Chairman Ibanda and the Chief Administrative Officer; this relationship made it easy for him to provide oversight on the technocrats as far as implementation of lawful council decisions are concerned.

3.2 Key Factors Affecting Performance

- **Poor documentation and record keeping:** While some few councillors improved on documentation and record keeping, the challenge of record keeping among members of council persisted. During the face to face interview, most councillors admitted not to have any documentation to support their claims of the work done in the financial year under review. Some councillors presented to the assessment team monitoring reports that were prepared and printed as the assessment was on going and in most cases they were not signed.
- **Failure to monitor the delivery of public services:** Findings revealed that few councillors had monitored the delivery of public services in their respective Sub-counties. This means that issues hindering service delivery had not been given due attention in plenary and thus it also explains low levels of meaningful participation in council debates.
- **Failure to follow up on service delivery gaps identified:** Many councillors who fulfilled their monitoring obligations did not take it a notch higher to follow up on the service delivery challenges identified during monitoring; during the face to face interview the same councillors could not point to any positive change in the service delivery units that could be attributed to their efforts.
- **Limited participation in LLG meetings:** Several councillors did not participate in the meetings of Lower Local Governments and this was blamed on the failure to offer district

councillors invitations on time as well as the conflicting schedules of meetings at both council levels.

4.0

Successes in service delivery registered so far

4.1 Transformed lives: How a letter changed the lives of Nawaikoke women

During a community engagement meeting facilitated by ACODE in Nawaikoke Sub County, a women's group in Nawaikoke Sub-county chose to write a letter dated 27th July 2017 as a strategy to engage the directly elected councillor for Nawaikoke Sub County to bring to his attention their unhappiness with the manner in which seeds were distributed to beneficiaries under Operation Wealth Creation (OWC) programme. Upon receipt of the letter, Hon. Musasizi contacted the Kaliro district OWC Coordinator on 28th July 2017 who promised to address the women's concerns.

Two months after the women's group wrote their letter to their councillor requesting to be given maize and coffee seedlings; they received 13 Bags of Maize (Corn) seeds; which was equivalent to 130 kilograms; 6 Bags of Bean seeds; which was equivalent to 60 kilograms.

"I observed that the income of the women who received maize and beans seeds last year (2017) has greatly improved. Two of the women are now involved in petty trade to boost their income, while the other members of the group used their money to pay school fees for their children. I also had a discussion with the leaders at the Sub County and agreed that the same women's group should be benefitting from the OWC program very year. In 2018, the same women's group was again among the beneficiaries." Hon. Ivan Musasizi.

5.0

Recommendations

- Facilitate councillors to perform their monitoring role – Kaliro District council should emulate best practices from councils such as Lira District Council who provide fuel every month to each individual councillor to enable them perform their monitoring role.
- The Principle Human Resource Officer should develop a capacity building plan to continuously train councillors on their roles and duties.
- The Speaker of Council should liaise with the various Sub-county heads to harmonise a schedule of council meetings at various levels to avoid conflicting schedules.

Table 2: Kaliro District Council's Performance FY 2018/19

Performance			Legislation										Accountability				Planning and Budgeting			Monitoring Service Delivery																		
District	2016/17	2018/19	Rules of Procedure	2	2	3	3	3	1	2	4	2	2	3	25	4	8	8	3	Administrative Accountability	2	2	3	Principles of Accountability	25	5	4	11	20	5	5	4	4	4	4	4	30	Sub Total
			Membership to ULGA	2	2	3	3	0	1	0	2	2	2	2	16	4	4	4	3	Fiscal Accountability	4	3	2	Involvement of CSO	14	5	4	9	18	3	5	3	3	3	0	3	20	
	Kaliro	68	2	2	2	3	0	1	0	2	2	2	2	16	4	4	4	1	Political Accountability	3	2	1	Accountability	14	5	4	9	18	3	5	3	3	3	0	3	20		
		51	62	2	1	2	2	2	1	1	3	1	2	2	16	3	5	5	0	Administrative Accountability	5	2	0	Principles of Accountability	15	5	4	5	14	3	3	2	2	2	1	2	17	
Average																																						

Table 3: Kaliro District Chairperson's Performance FY 2018/19

Identifiers				Perfor mance		Political Leadership							Legislative Role			Contact with Electorate			Initiation of Projects				Monitoring Service Delivery									
Name	Gender	District	Political Party	Terms	2016/17	2018/19	DEC	Monitoring Admin	State Of Affairs	Oversight Civil	Commissions/ Boards	Central Gov't	Sub Total	Council	Motions Executive	Bills by Executive	Sub Total	Meetings Electorate	Issues by electorate	Sub Total	Projects Initiated	Communal Projects	NGOs	Sub Total	Agriculture	Health	Schools	Roads	Water Sources	FAL	Environment	Sub Total
					100	100	3	5	2	4	2	4	2	4	20	2	8	5	15	5	5	10	3	2	5	10	7	7	7	7	7	5
Wycliffe Ibanda	M	Kaliro	NRM	2	64	81	3	5	2	2	1	4	17	2	6	0	8	5	2	7	3	2	5	10	5	7	7	7	5	3	39	
Average Score					62	72	2	4	2	3	2	3	16	2	5	2	9	4	4	8	3	1	5	9	5	5	5	5	4	2	3	29

Table 4: Speaker of Council's Performance FY 2018/19

Identifiers						Performance		Presiding over Council						Contact Electorate		LLG	Monitoring Service Delivery										
Name	Political Party	Constituency	District	Gender	Terms Served	2016/17	2018/19	% Change	Chairing council	Rules of procedure	Business Committee	Records book	Record of motions	Special skills	Sub Total	Meetings Electorate	Coordinating Centre	Sub Total	Participation in LLG	Health	Education	Agriculture	Water	Roads	FAL	Environment	Sub Total
						100	100		3	9	3	2	3	5	25	11	9	20	10	7	7	7	7	7	5	5	45
Maximum Scores						100	100		3	9	0	2	3	3	20	10	6	16	0	2	0	7	4	5	5	5	28
Sanon Bwiire Nadeeba	NRM	Youth	Kaliro	M	2	18	64	256	3	9	0	2	3	3	20	10	6	16	0	2	0	7	4	5	5	5	28
Average					2	57	62	18	3	7	2	2	2	0	17	8	8	16	4	5	4	3	4	4	1	3	24

Table 5: Kaliro District Councillors' Performance FY 2018/19

Identifiers			Performance			Legislation				Contact Electorate		LLG	Monitoring Service Delivery																
Name	Political	Constituency	Gender		2016/17			2018/2019			% Change		Plenary	Committee	Motion	Special Skills	Sub Total	Meeting Electorate	Office	Sub Total	Sub County Meetings	Health	Education	Agriculture	Water	Roads	FAL	ENR	Sub Total
Maximum Scores					100	100		8	8	5	4	25	11	9	20	10	7	7	7	7	7	7	7	7	7	5	5	45	
Tom Mukisa	NRM	Bumanya S/C	M	1	61	84	38	1	8	0	0	9	11	9	20	10	7	7	7	7	7	7	7	7	7	5	5	45	
Ivan Musasizi	NRM	Nawaikoke T/C and Nansololo SC	M	1	75	80	7	8	8	5	1	22	10	9	19	10	7	7	5	4	5	0	1	29					
Robert Swaga Ibanda	NRM	Namwiwa S/C and T/C	M	3		76		3	8	5	0	16	10	9	19	10	5	7	4	5	1	4	31						
Edward Kyeeyune	NRM	PWD	M	2	21	70	233	8	8	5	0	21	11	9	20	6	5	5	1	1	2	4	23						
Harriet Nanyanga	NRM	Bumanya S/C	F	1	14	67	379	8	8	5	0	21	10	9	19	2	5	5	0	5	4	1	25						
Sarah Nabirye Kyalikoba	NRM	Nawaikoke/Nansololo s/c	F	4	46	66	43	8	1	0	0	9	10	9	19	6	5	5	7	5	1	4	32						
Matayo Balondemu	NRM	Gadumire/Kisinda S/C	M	2	30	60	100	8	0	2	0	10	10	9	19	0	5	4	5	4	4	4	31						
Amina Kaudha Mujubu	IND	Namugongo S/C	F	1		56		1	0	5	0	6	10	9	19	10	5	5	1	4	5	0	1	21					
Joy Naisikwe	NRM	Buyinda S/C	F	1		55		1	0	0	0	1	10	9	19	0	5	5	5	5	5	5	35						

Identifiers				Performance			Legislation				Contact Electorate			LLG	Monitoring Service Delivery									
Name	Political	Constituency	Gender	Terms Served	2016/17	2018/2019	% Change	Plenary	Committee	Motion	Special Skills	Sub Total	Meeting Electorate	Office	Sub Total	Sub County Meetings	Health	Education	Agriculture	Water	Roads	FAL	ENR	Sub Total
Maximum Scores					100	100		8	8	5	4	25	11	9	20	10	10	7	7	7	7	5	5	45
Simon Waiswa	NRM	Bukamba S/C	M	1		51		3	0	0	0	3	0	6	6	10	5	5	5	4	5	4	4	32
Joyce Kabejja	NRM	Gadumire/Kisinda S/C	F	3	34	48	41	1	1	2	0	4	10	9	19	4	5	0	5	4	1	1	5	21
Florence Naigaga	NRM	Buyinda S/C	F	2		47		8	0	5	0	13	0	9	9	6	5	4	1	0	5	0	4	19
Brenda Namukuta	IND	Workers	F	1		46		3	3	2	0	8	4	6	10	0	5	5	5	4	5	0	4	28
Eseza Naudo	NRM	Youth	F	1	11	41	273	1	8	2	0	11	0	9	9	0	5	1	1	5	5	0	4	21
Sarah Judith Naujo	NRM	Budomero S/C	F	1		38		3	0	2	0	5	0	9	9	0	5	5	5	4	1	0	4	24
Brenda Mudondo	NRM	Bukamba/ Nawaikoke	F	1		38		1	0	2	0	3	3	9	12	0	5	4	5	4	5	0	0	23
Muhammad Mukakya Sheike	NRM	Older persons	M	1	20	38	90	1	8	0	0	9	3	9	12	4	4	0	5	0	4	0	0	13
Enos Wakabi	NRM	Budomero S/C	M	1		37		3	2	2	0	7	4	6	10	0	5	5	1	4	1	0	4	20
Rebecca Jannifer Mutono	NRM	Kaliro T/C and Namugongo S/C	F	1	15	36	140	3	0	2	0	5	1	9	10	6	1	4	0	5	5	0	0	15
James Naita	IND	Kasokwe S/C	M	2		34		1	8	0	0	9	1	9	10	0	5	0	0	1	5	0	4	15
Gladys Lwaze Nabirye	NRM	Older persons	F	1	11	27	145	1	3	0	0	4	0	9	9	0	5	0	1	4	4	0	0	14
Robert Muwanguzi	FDC	Workers	M	1		24		1	0	0	0	1	0	9	9	0	0	0	5	0	5	0	4	14
Prossy Mwebaza	NRM	PWD	F	1	6	23	283	3	0	0	0	3	0	6	6	0	0	4	0	5	5	0	0	14
Charles Wambuzi Kuluya*	NRM	Nansololo S/C	M	1		6		3	0	2	0	5	0	0	0	0	0	1	0	0	0	0	0	1
Average					29	48	148	3	3	2	0	9	5	8	13	4	4	4	3	4	1	3	23	

**Councillors Assessed Using Secondary Data.

REFERENCES

Bainomugisha, A., Mbabazi, J., Muhwezi, W., W., Bogere, G., Atukunda, P., Ssemakula, E.G., Otile, O., M., Kasalirwe, F., Mukwaya, N., R., Akena, W., Ayesigwa, R., The Local Government Councils Scorecard FY 2018/19: The Next Big Steps; Consolidating Gains of Decentralisation and Repositioning the Local Government Sector in Uganda. ACODE Policy Research Paper Series No. 96, 2020.

Kaliro District Local Government (2019), Minutes of Kaliro District Council FY 2018/19

_____ (2019), Minutes of Standing Committees of Kaliro District Council FY 2018/19

_____ (2019), Minutes of the District Executive Committee FY 2018/19

_____ (2015), District Development Plan 2015/2016-2019/2020

Republic of Uganda (1995), Constitution of the Republic of Uganda

_____ (1997), Local Governments Act (CAP 243) as amended

UBOS (2018), Statistical Abstract

About ACODE: The Advocates Coalition for Development and Environment (ACODE) is an independent public policy research and advocacy Think Tank based in Uganda, working in the East and Southern Africa sub-regions on a wide range of public policy issues. Our core business is policy research and analysis, outreach and capacity building. Since it's founding 19 years ago, ACODE has emerged as one of the leading regional public policy think tanks in Sub-Saharan Africa. For the last 8 consecutive years, ACODE has been recognized among the Top-100 Think Tanks worldwide by the University of Pennsylvania's annual Global-Go-To Think Tank Index Reports.

About LGCSCI: The Local Government Councils Scorecard Initiative (LGCSCI) is a policy research and capacity building initiative implemented by ACODE and ULGA. The initiative is a strategic social accountability initiative that enables citizens to demand excellence of their local governments and enables local governments to respond effectively and efficiently to those demands with the aim of improving service delivery.

ABOUT THE AUTHORS

Oscord Mark Otile is a Research Officer at ACODE. He is an expert on Uganda's Decentralisation Policy with over nine years' experience working under ACODE's Local Government Councils' Scorecard Initiative (LGCSCI). He has been a trainer on the implementation of ACODE's CEAP methodology which was introduced in 2015 especially in the 35 districts where the scorecard assessments of district councils have been implemented. Otile is a public policy analyst and a social critic. He has published policy briefs and opinion articles on topics around decentralization and local governance in Uganda. Otile holds a Bachelors Degree of Development Studies of Makerere University, Kampala.

Abdu Evra Muyingo has since 2017 undertaken the Scorecard assessment as a researcher for Kamuli and Kaliro under the Local Government Councils' Scorecard Initiative (LGCSCI) He has extensive knowledge in research with various research institutions like Transparency International Uganda, Public Policy Institute and MAAIF under the Agriculture Cluster Development Project and ACODE. He holds a Bachelor's degree in Economics of Kyambogo University and a certificate in Monitoring & Evaluation.

Geoffrey Wabuda is an Independent Researcher with experience of previously working in Namutumba District Local Government; he served in the capacities of Human Resource Officer and Acting Town Clerk, Namutumba Town Council.

ADVOCATES COALITION FOR DEVELOPMENT AND ENVIRONMENT
Plot 96, Kanjokya Street, Kamwokya. P. O. Box 29836, Kampala. Tel: +256 312 812150
Email: acode@acode-u.org; library@acode-u.org. Website: www.acode-u.org

WITH SUPPORT FROM:

