



www.budget-acode.org
www.budget.go.ug



HOIMA DISTRICT

Fiscal Profile

Social Economic Statistics

District Population
Total **572,986**



287,906 (50%)



285,080 (50%)

68%

Literacy
Rate



66.8%

Radio
Ownership



41.4%

Telephone
Penetration



1,378.5
Kilometres

Road Network
Coverage



6.5%

Internet
Access



59%

Access To
Clean Water



17%

Access To
Electricity

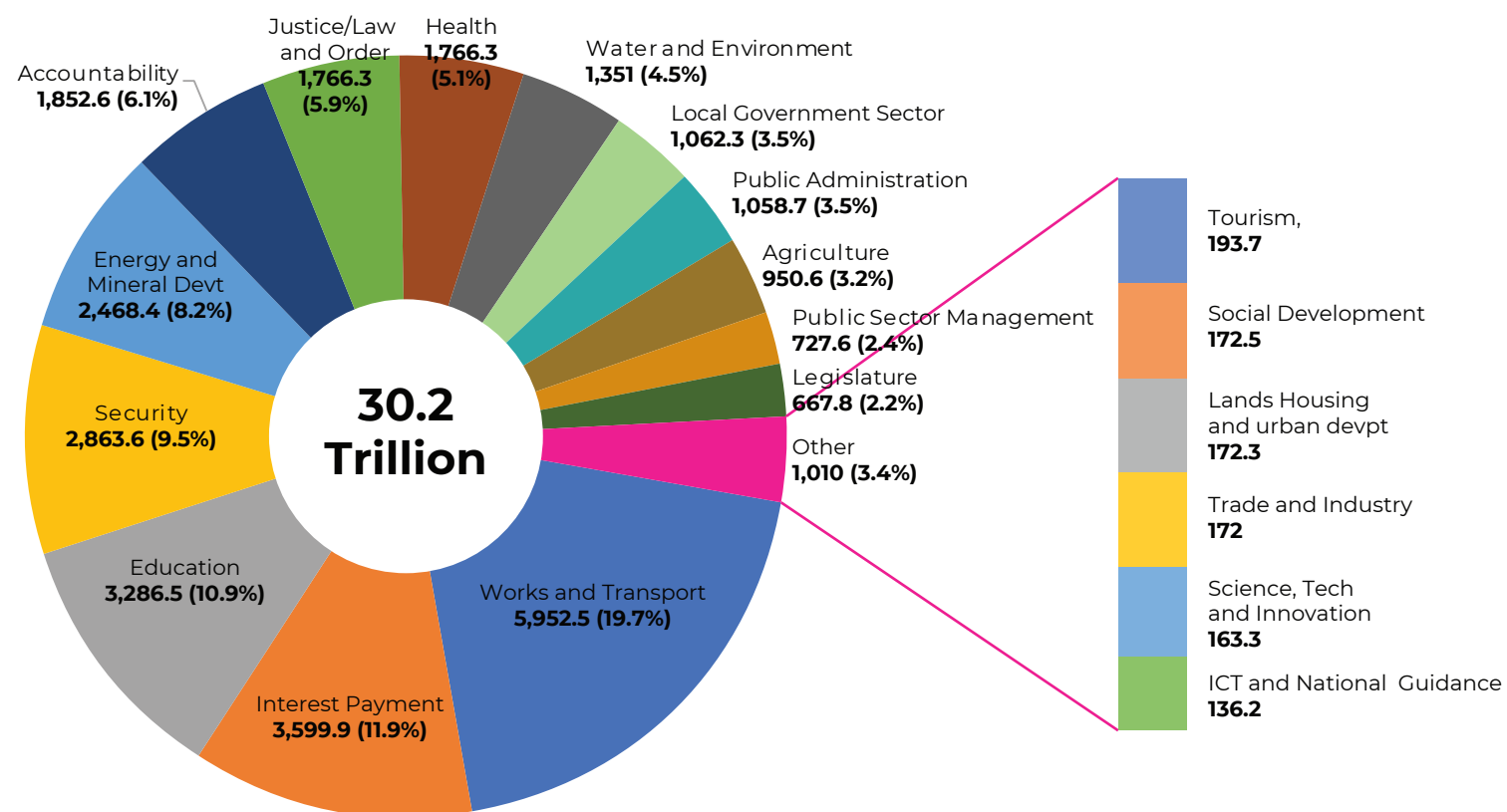


12

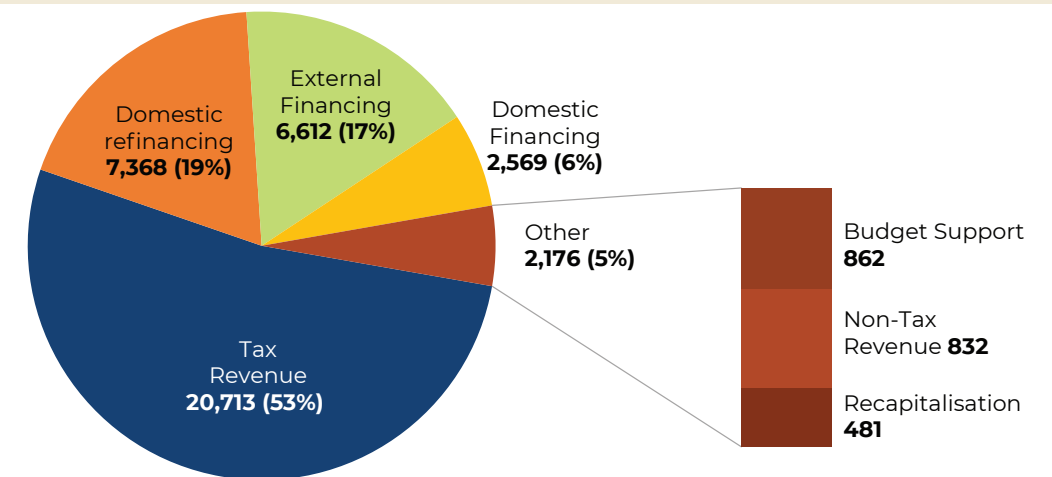
Number Of
Sub Counties



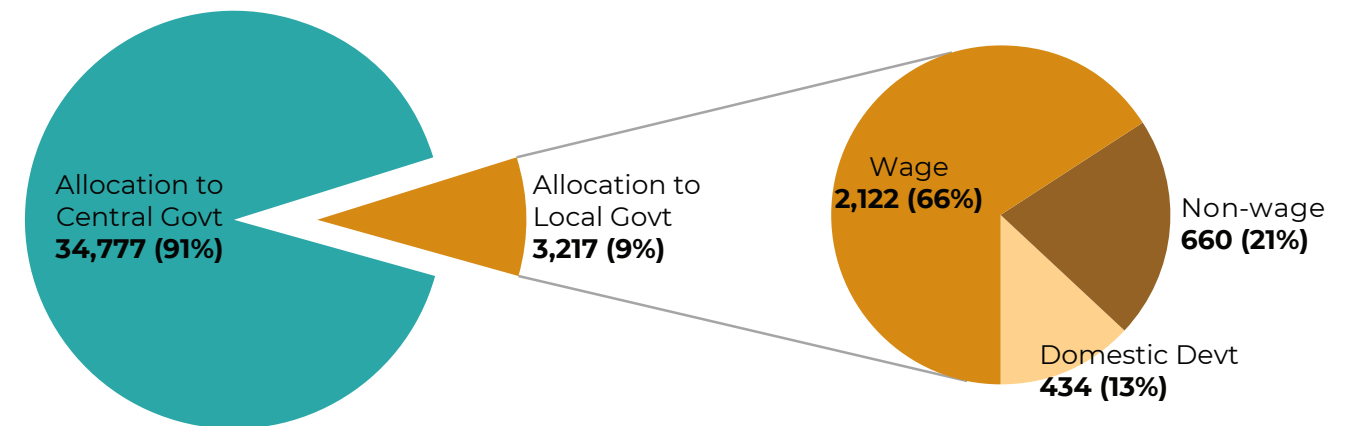
National Budget indicative figures by sector FY 2020/21 (Bn) UGshs



Proposed Financing sources for FY 2020/21 Budget (Bn) UGshs



Projected allocation to Local Govt, FY 2020/21 (Bn) UGshs



Sources of Hoima District revenue FY2019/20 and FY 2020/21 (000's) Ugshs

Revenue Source (000's)	2019/20	2020/21
	Approved	Planned
Locally Raised Revenue	1,330,235	1,345,235
Discretionary Govt Transfers	2,575,804	2,569,316
Conditional Govt Transfers	16,020,375	14,699,935
Other Govt Transfers	5,183,690	4,514,401
Donor Funding	1,559,415	2,620,211
Total Revenue	26,669,519	25,749,098

Key LG Projects for 2019/20 UGshs

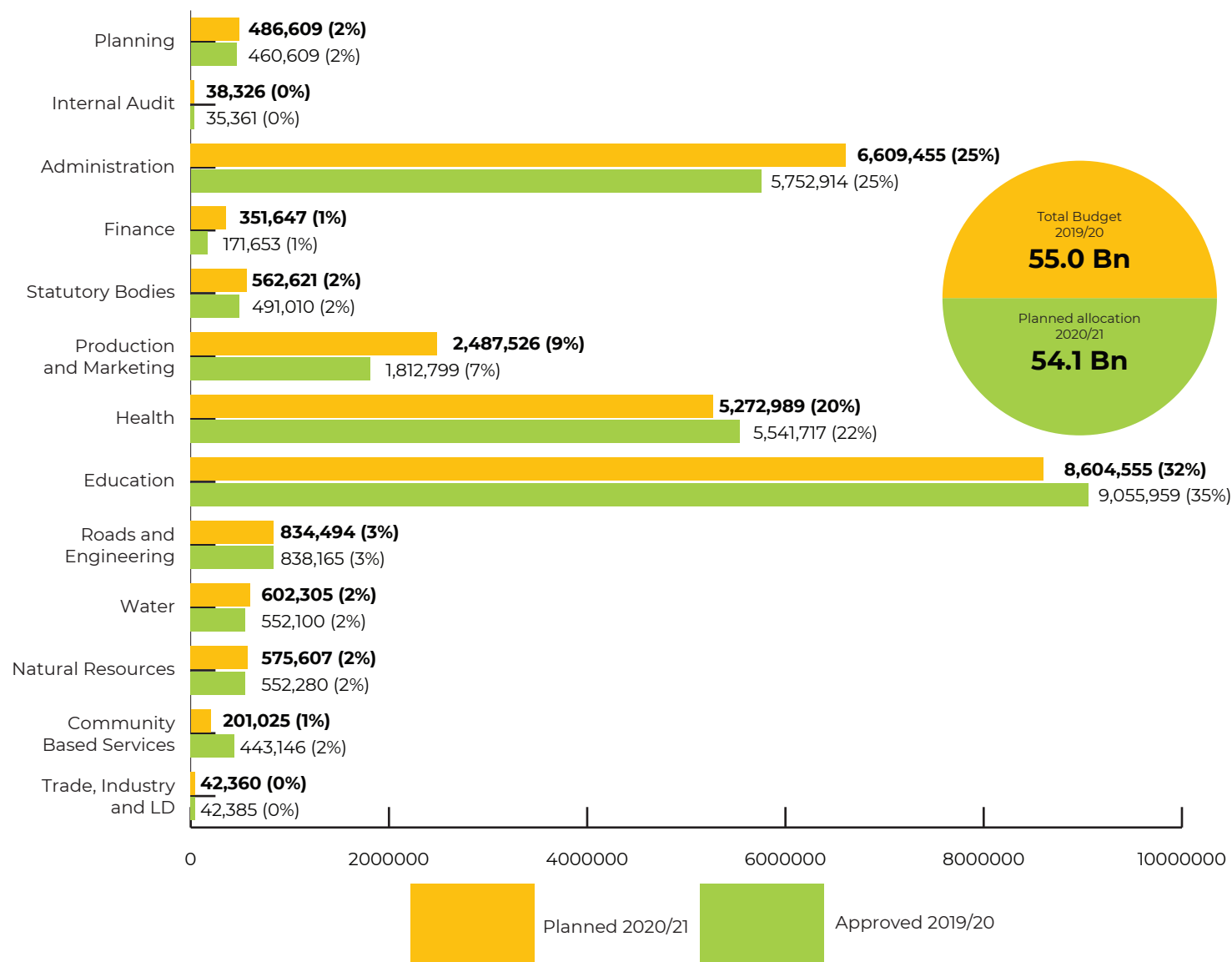


Construction of a Seed Secondary School in Kigorobya S/C
843.6m

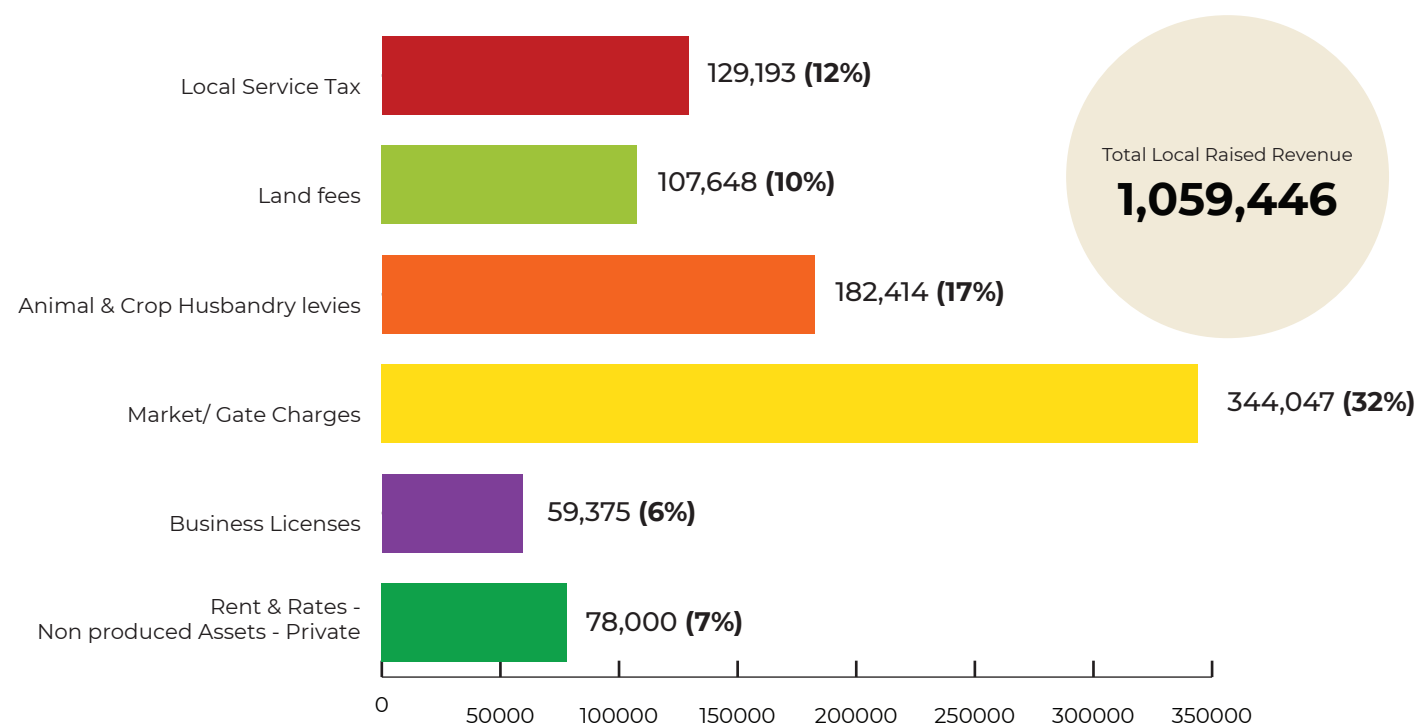


Upgrade, Maintanance and repairs of Community Access Roads
276.5m

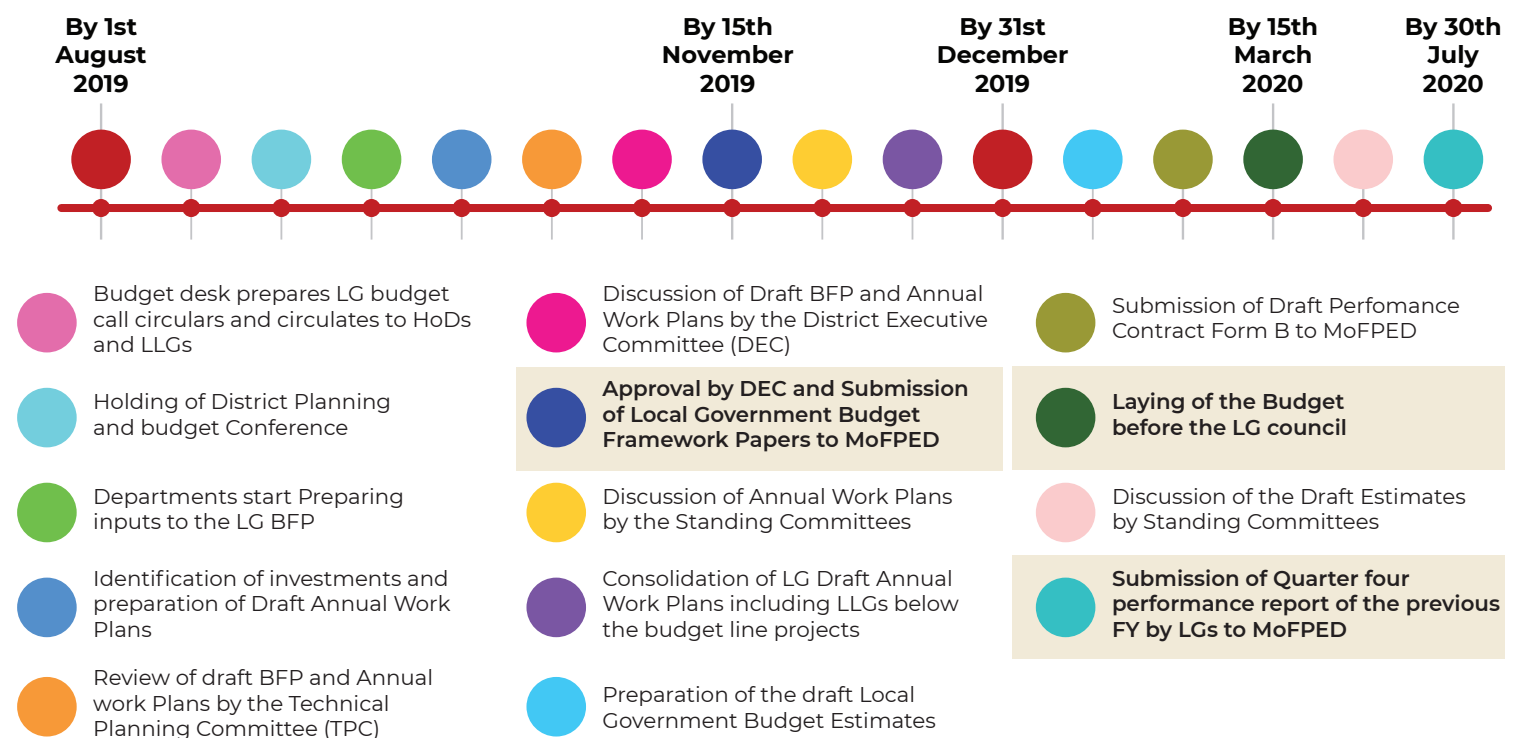
Hoima District Budget FY2019/20 Vs Expenditure plan FY2020/21 (000's) UGshs



Main sources of District Local Revenue for 2018/19 (000's) UGshs



District Budget Calendar



ACODE's Democratic Governance and Accountability Agenda

The rationale for decentralization is to promote efficient and accountable governance through increased involvement of people in the way they are governed. This is achieved by empowering local governments to engage in localized planning and program implementation. ACODE's democratic governance and accountability agenda is implemented through two major initiatives, namely: The Local Government Councils' Scorecard Initiative (LGCSCI) and the Centre for Budget and Economic Governance (CBEG).

About CBEG

The Center for Budget and Economic Governance (CBEG) is funded by the Hewlett Foundation. The CBEG seeks to improve the quality of life of Ugandans by promoting transparent and accountable public expenditure as well as increasing economic opportunities for women, men and youth. The Center has three primary areas of focus including; Transparency and Accountability, Local Economic Development and Regional Integration. Activities under the Center include; Research and Analysis, Advocacy and Outreach and Capacity Building and Learning. The CBEG executes ACODE's mandate under the Budget Transparency Initiative (BTI) whose aim is to improve transparency and accountability of public expenditure in Uganda. The Initiative is a partnership between Ministry of Finance, Planning and Economic Development (MFPED), Budget Strengthening Initiative (BSI) the Overseas Development Institute (ODI) and Innovations for Poverty Action (IPA).

About LGCSCI

The Local Government Council's Scorecard Initiative (LGCSCI) is a strategic social accountability initiative that empowers citizens to demand accountability from their elected local leaders and enables local governments to respond to these demands more effectively and efficiently. The scorecard is premised on the hypothesis that a combination of regular performance assessments of elected leaders; and continuous provision of performance information to citizens will increase focus on public service delivery and good governance by building the demand for accountability through electoral and other democratic processes. In its 10th year of implementation (since 2009) the LGCSCI covers 35 districts across the country. It is implemented by ACODE in partnership with Uganda Local Governments Association (ULGA) with funding from DGF and Hewlett Foundation

With Support from:

